


## Series 503



AVENTICS™ Series 503



# Series 503

- System overview



## Technical information

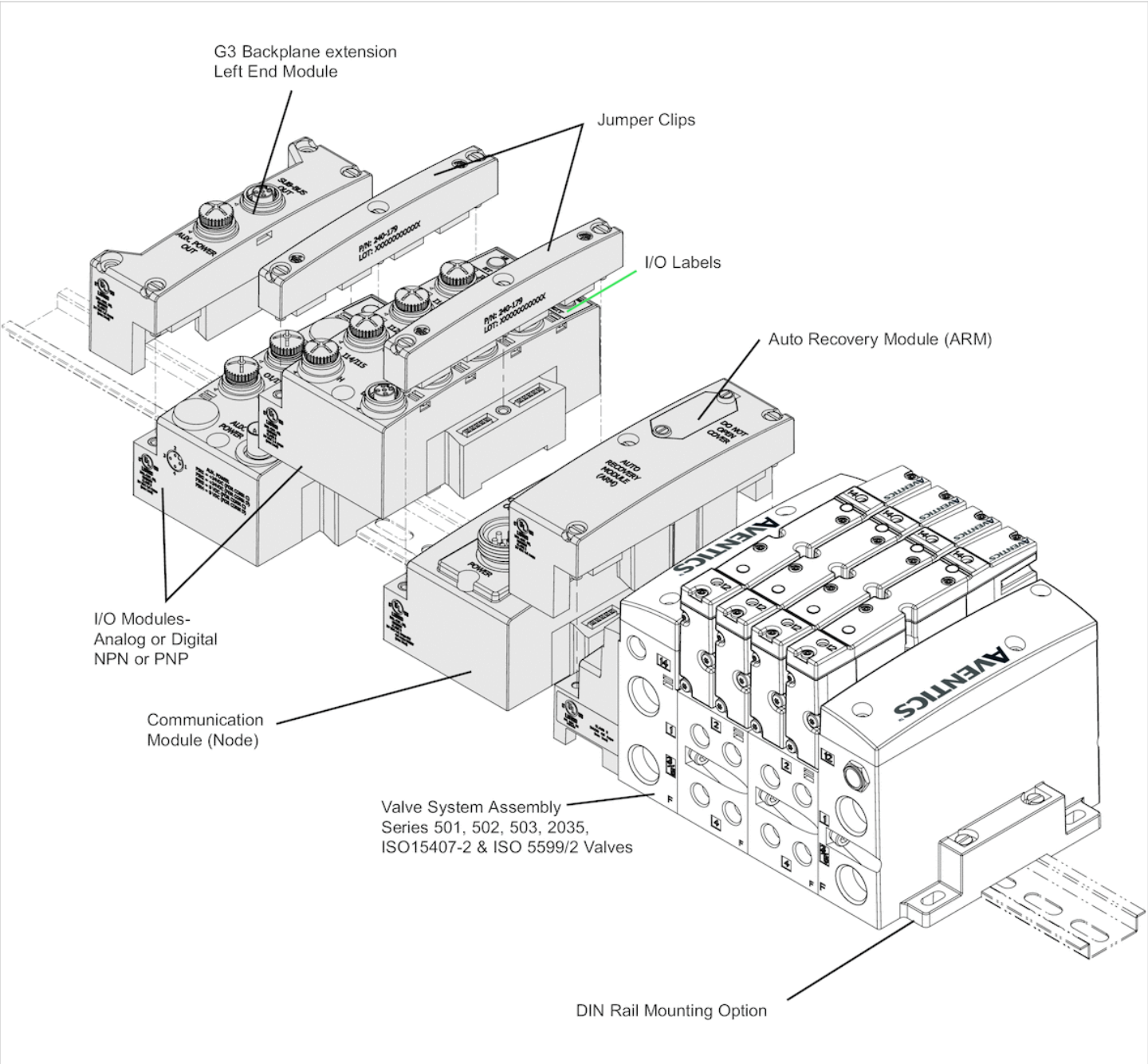
The min. control pressure must be adhered to, since otherwise faulty switching and valve failure may result!

The pressure dew point must be at least 15 °C under ambient and medium temperature and may not exceed 3 °C .

The oil content of compressed air must remain constant during the life cycle.

Use only the approved oils from AVENTICS. Further information can be found in the "Technical information" document (available in the MediaCentre).

Accessories overview











## 2x3/2-directional valve, Series 503

- 2x3/2
- $Q_n = 950\text{--}1000\text{ l/min}$
- NC/NC NO/NO
- Plate connection
- Can be assembled into blocks
- double solenoid
- With spring/air spring return
- Pilot : External



Type	Spool valve, positive overlapping
Activation	Electrically
Pilot	External
Sealing principle	Soft sealing
Blocking principle	Single base plate principle, can be assembled into blocks
Working pressure min./max.	-0.95 ... 8 bar
Control pressure min./max.	2 ... 8 bar
Ambient temperature min./max.	-10 ... 50 °C
Medium temperature min./max.	-10 ... 50 °C
Medium	Compressed air
Max. particle size	50 µm
Oil content of compressed air	0 ... 5 mg/m³
Nominal flow $Q_n$	See table below
Pilot control exhaust	with directional pilot air exhaust
Protection class with connection	IP65
Protective circuit	Z-diode
Reverse polarity protection	Protected against polarity reversal
LED status display	Yellow
Duty cycle	100 %
Typ. switch-on time	15 ms
Typ. switch-off time	20 ms
mounting screws	with hexagon socket
Mounting screw tightening torque	2.9 Nm
Weight	0.236 kg

### Technical data

Part No.		MO		Voltage tolerance	Power consumption
				DC	DC
R503A2BD0MA00F1			NC/NC	-15% / +10%	1.4 W
R503A2BA0MA00F1			NO/NO	-15% / +10%	1.4 W
R503A2BD0M11BF1			NC/NC	-15% / +10%	1.4 W
R503A2BA0M11BF1			NO/NO	-15% / +10%	1.4 W

Part No.	Nominal flow $Q_n$
R503A2BD0MA00F1	1000 l/min
R503A2BA0MA00F1	950 l/min
R503A2BD0M11BF1	1000 l/min

Part No.	Nominal flow Qn
R503A2BA0M11BF1	950 l/min

Technical information

The min. control pressure must be adhered to, since otherwise faulty switching and valve failure may result!

The pressure dew point must be at least 15 °C under ambient and medium temperature and may not exceed 3 °C .

The oil content of compressed air must remain constant during the life cycle.

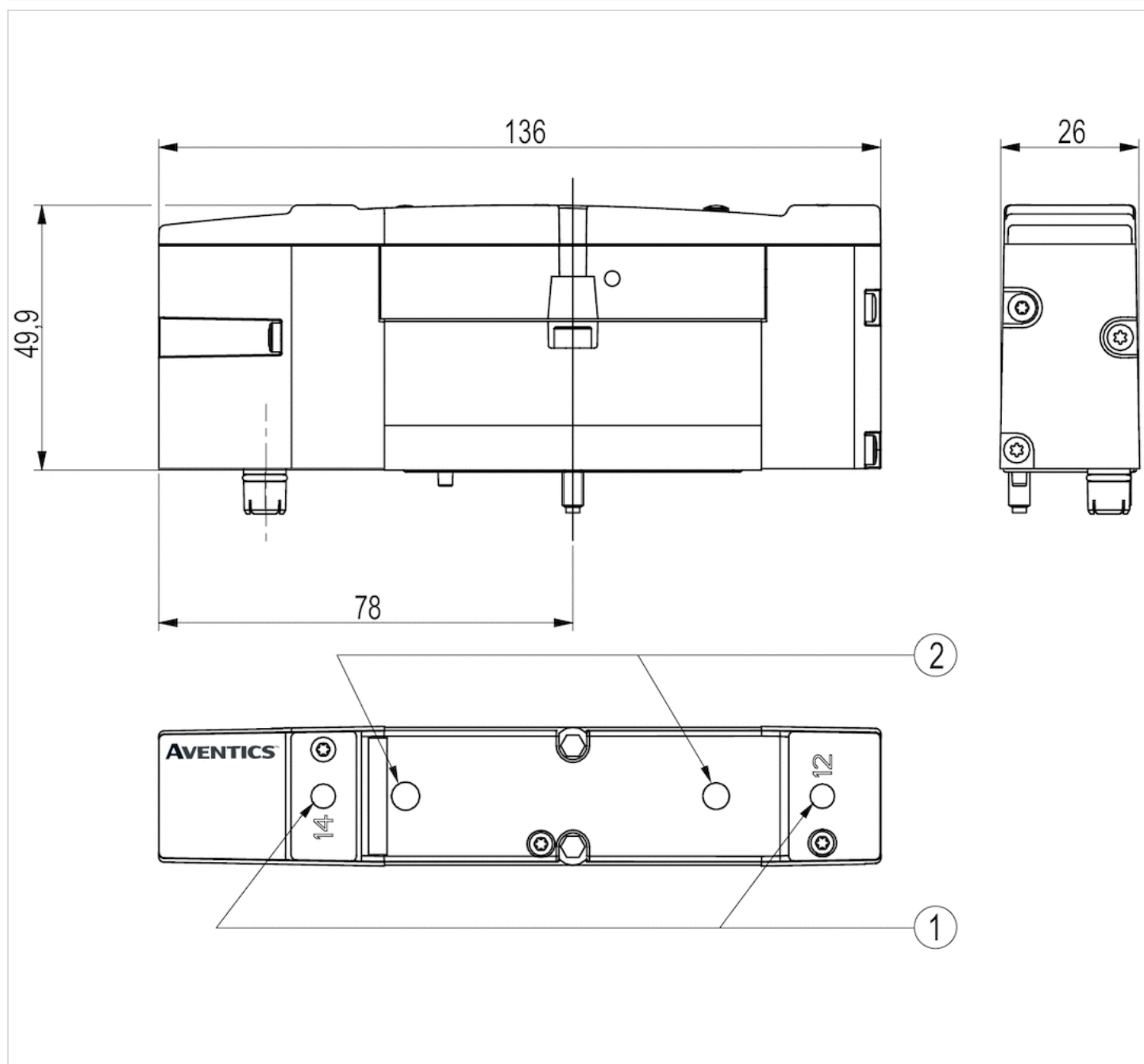
Use only the approved oils from AVENTICS. Further information can be found in the “Technical information” document (available in the MediaCentre).

Technical information

Material	
Housing	Die cast zinc
Seals	Nitrile butadiene rubber Polyurethane
Front plate	Polyamide
End plate	Polyamide

## Dimensions

### Dimensions

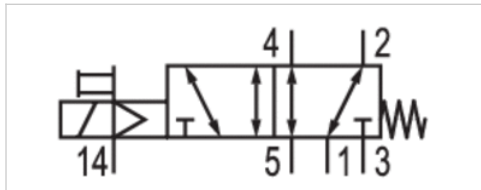


1) Manual override

2) LED







# 5/2-directional valve, Series 503

- 5/2
- $Q_n = 1200-1400 \text{ l/min}$
- Plate connection
- Can be assembled into blocks
- single solenoid
- Pilot : External



Type	Spool valve, positive overlapping
Activation	Electrically
Pilot	External
Blocking principle	Single base plate principle, can be assembled into blocks
Working pressure min./max.	-0.95 ... 8 bar
Control pressure min./max.	2 ... 8 bar
Ambient temperature min./max.	-10 ... 50 °C
Medium temperature min./max.	-10 ... 50 °C
Medium	Compressed air
Max. particle size	50 µm
Oil content of compressed air	0 ... 5 mg/m <sup>3</sup>
Nominal flow $Q_n$	See table below
Pilot control exhaust	with directional pilot air exhaust
Protection class with connection	IP65
Protective circuit	Z-diode
Reverse polarity protection	Protected against polarity reversal
LED status display	Yellow
Duty cycle	100 %
mounting screws	with hexagon socket
Mounting screw tightening torque	2.9 Nm
Weight	0.236 kg

## Technical data

Part No.	MO	Voltage tolerance	Power consumption	Nominal flow $Q_n$
		DC	DC	
R503A1B10MA00F1		-15% / +10%	1.4 W	1200 l/min
R503A1B10M11BF1		-15% / +10%	1.4 W	1200 l/min
R503A2B10MA00F1		-15% / +10%	1.4 W	1400 l/min
R503A2B10M11BF1		-15% / +10%	1.4 W	1400 l/min
R503A2BN0MA00F1		-15% / +10%	1.4 W	1400 l/min
R503A2BN0M11BF1		-15% / +10%	1.4 W	1400 l/min

Part No.	Typ. switch-on time	Typ. switch-off time
R503A1B10MA00F1	20 ms	60 ms
R503A1B10M11BF1	20 ms	60 ms
R503A2B10MA00F1	20 ms	60 ms
R503A2B10M11BF1	20 ms	60 ms
R503A2BN0MA00F1	28 ms	40 ms
R503A2BN0M11BF1	28 ms	40 ms

## Technical information

The min. control pressure must be adhered to, since otherwise faulty switching and valve failure may result!

The pressure dew point must be at least 15 °C under ambient and medium temperature and may not exceed 3 °C .

The oil content of compressed air must remain constant during the life cycle.

Use only the approved oils from AVENTICS. Further information can be found in the "Technical information" document (available in the MediaCentre).

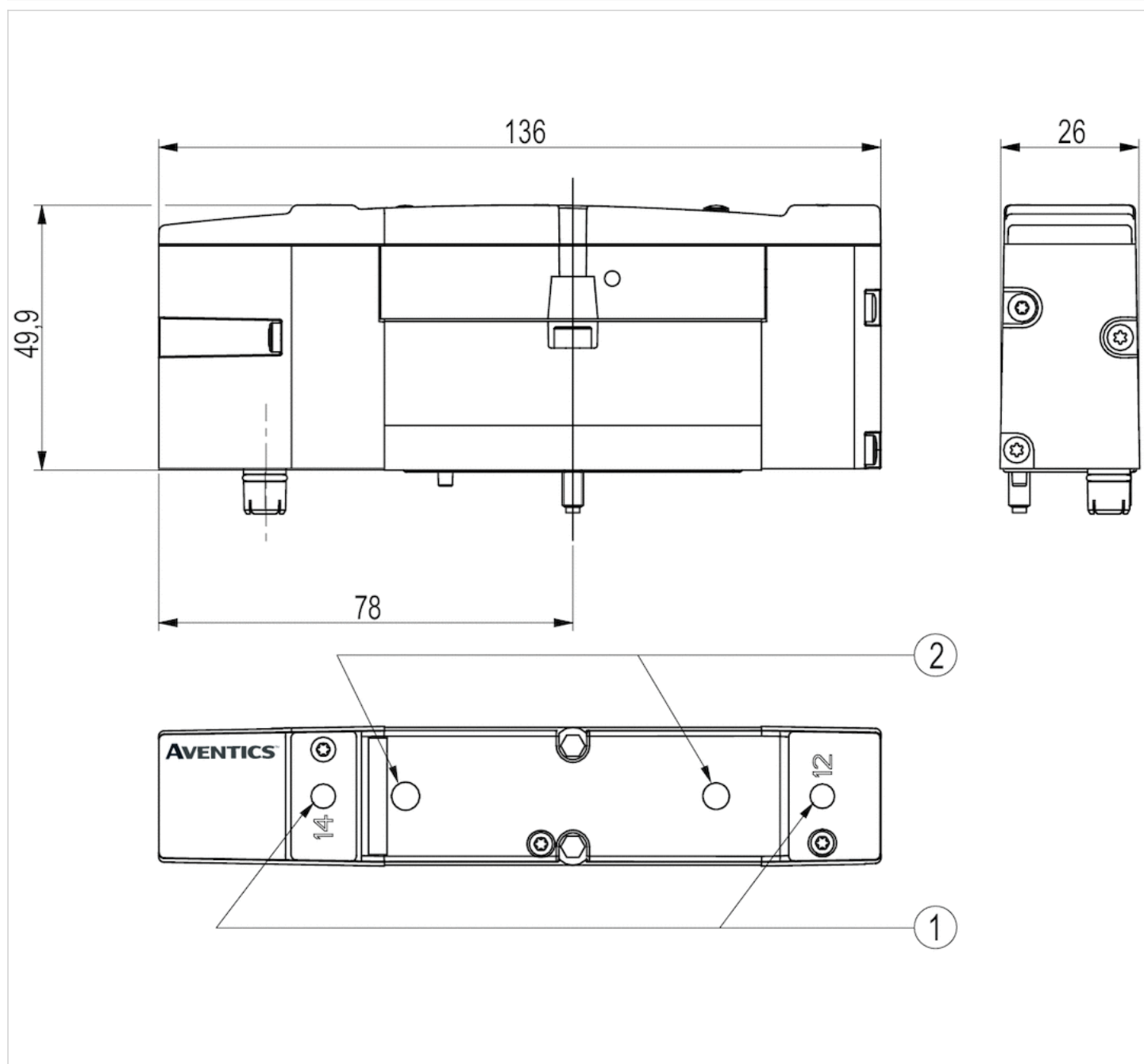
## Technical information

Material	
Housing	Die cast zinc
Seals	Nitrile butadiene rubber Polyurethane
Front plate	Polyamide
End plate	Polyamide



## Dimensions

### Dimensions

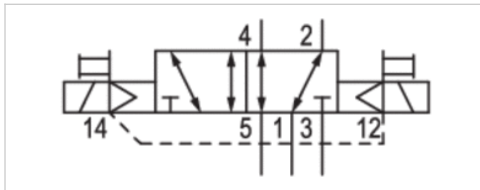


1) Manual override

2) LED





## 5/2-directional valve, Series 503

- 5/2
- $Q_n = 1200\text{--}1400\text{ l/min}$
- Plate connection
- Can be assembled into blocks
- double solenoid
- Pilot : External



Type	Spool valve, positive overlapping
Activation	Electrically
Pilot	External
Blocking principle	Single base plate principle, can be assembled into blocks
Working pressure min./max.	-0.95 ... 8 bar
Control pressure min./max.	2 ... 8 bar
Ambient temperature min./max.	-10 ... 50 °C
Medium temperature min./max.	-10 ... 50 °C
Medium	Compressed air
Max. particle size	50 µm
Oil content of compressed air	0 ... 5 mg/m <sup>3</sup>
Nominal flow $Q_n$	See table below
Pilot control exhaust	with directional pilot air exhaust
Protection class with connection	IP65
Protective circuit	Z-diode
Reverse polarity protection	Protected against polarity reversal
LED status display	Yellow
Duty cycle	100 %
mounting screws	with hexagon socket
Mounting screw tightening torque	2.9 Nm
Weight	0.236 kg

### Technical data

Part No.	MO	Voltage tolerance	Power consumption	Nominal flow $Q_n$
		DC	DC	
R503A1B40MA00F1		-15% / +10%	1.4 W	1200 l/min
R503A1B40M11BF1		-15% / +10%	1.4 W	1200 l/min
R503A2B40M11BF1		-15% / +10%	1.4 W	1400 l/min
R503A2B40MA00F1		-15% / +10%	1.4 W	1400 l/min

Part No.	Typ. switch-on time	Typ. switch-off time
R503A1B40MA00F1	15 ms	15 ms
R503A1B40M11BF1	15 ms	15 ms
R503A2B40M11BF1	20 ms	20 ms
R503A2B40MA00F1	20 ms	20 ms

Technical information

The min. control pressure must be adhered to, since otherwise faulty switching and valve failure may result!

The pressure dew point must be at least 15 °C under ambient and medium temperature and may not exceed 3 °C .

The oil content of compressed air must remain constant during the life cycle.

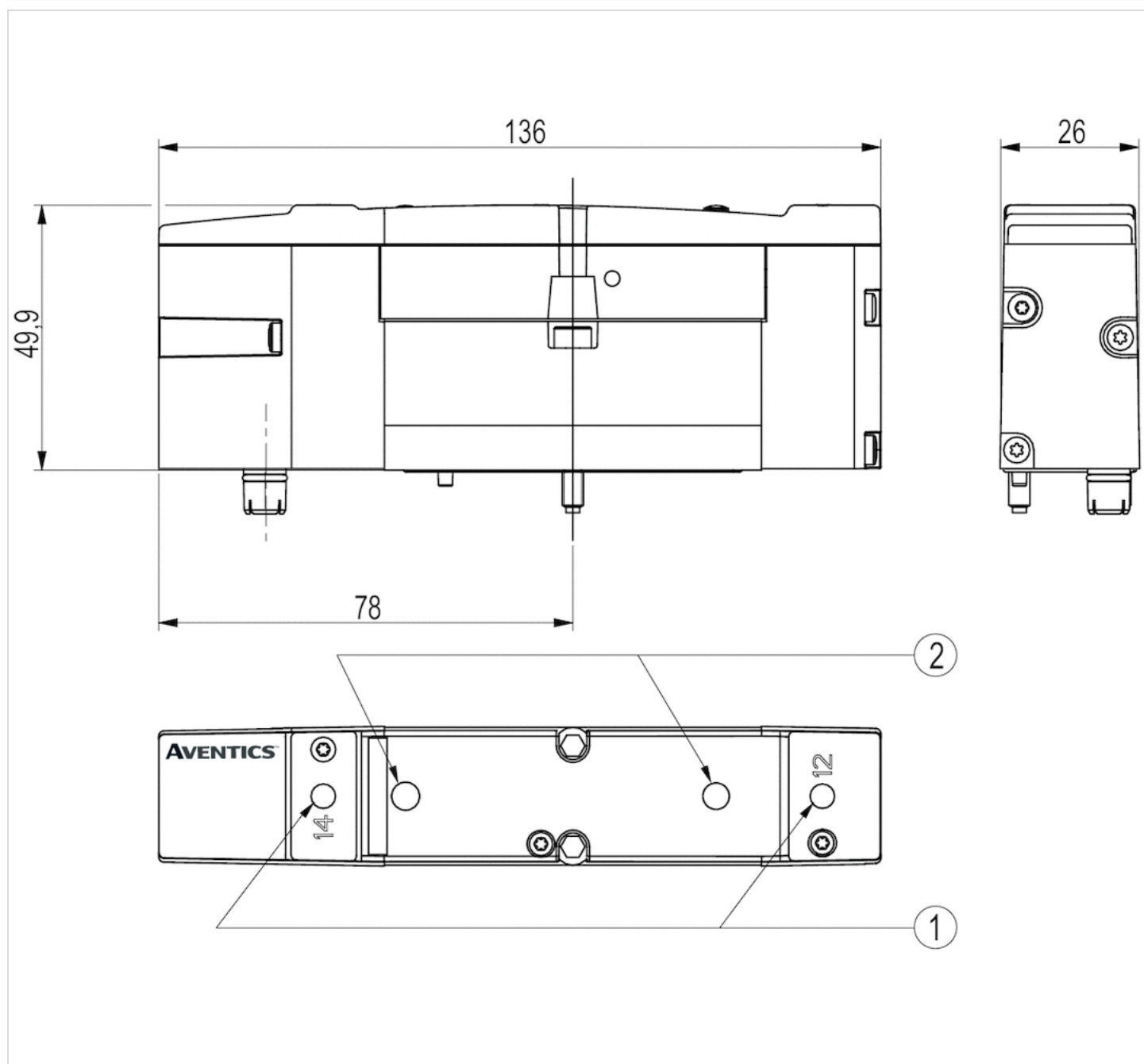
Use only the approved oils from AVENTICS. Further information can be found in the “Technical information” document (available in the MediaCentre).

Technical information

Material	
Housing	Die cast zinc
Seals	Nitrile butadiene rubber Polyurethane
Front plate	Polyamide
End plate	Polyamide

## Dimensions

### Dimensions



1) Manual override

2) LED



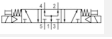











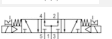





# 5/3-directional valve, Series 503

- 5/3
- $Q_n = 600-1400 \text{ l/min}$
- exhausted center pressurized center closed center
- Plate connection
- Can be assembled into blocks
- double solenoid
- Pilot : External



Type	Spool valve, positive overlapping
Activation	Electrically
Pilot	External
Blocking principle	Single base plate principle, can be assembled into blocks
Working pressure min./max.	-0.95 ... 8 bar
Control pressure min./max.	See table below
Ambient temperature min./max.	-10 ... 50 °C
Medium temperature min./max.	-10 ... 50 °C
Medium	Compressed air
Max. particle size	50 µm
Oil content of compressed air	0 ... 5 mg/m³
Nominal flow $Q_n$	See table below
Pilot control exhaust	with directional pilot air exhaust
Protection class with connection	IP65
Protective circuit	Z-diode
Reverse polarity protection	Protected against polarity reversal
LED status display	Yellow
Duty cycle	100 %
mounting screws	with hexagon socket
Mounting screw tightening torque	2.9 Nm
Weight	0.236 kg

## Technical data

Part No.		MO		Voltage tolerance
				DC
R503A1B50MA00F1			exhausted center	-15% / +10%
R503A1B70MA00F1			pressurized center	-15% / +10%
R503A1B50M11BF1			exhausted center	-15% / +10%
R503A1B70M11BF1			pressurized center	-15% / +10%
R503A2B60MA00F1			closed center	-15% / +10%
R503A2B70MA00F1			pressurized center	-15% / +10%
R503A2B50M11BF1			exhausted center	-15% / +10%
R503A2B60M11BF1			closed center	-15% / +10%
R503A2B70M11BF1			pressurized center	-15% / +10%
R503A2B50MA00F1			exhausted center	-15% / +10%

Part No.	Power consumption	Nominal flow $Q_n$	Control pressure min./max.	Typ. switch-on time
	DC			
R503A1B50MA00F1	1.4 W	1000 l/min	2 ... 8 bar	20 ms

Part No.	Power consumption	Nominal flow Q <sub>n</sub>	Control pressure min./max.	Typ. switch-on time
	DC			
R503A1B70MA00F1	1.4 W	1000 l/min	2 ... 8 bar	20 ms
R503A1B50M11BF1	1.4 W	1000 l/min	2 ... 8 bar	20 ms
R503A1B70M11BF1	1.4 W	1000 l/min	2 ... 8 bar	20 ms
R503A2B60MA00F1	1.4 W	1400 l/min	4 ... 8 bar	15 ms
R503A2B70MA00F1	1.4 W	1300 l/min	3 ... 8 bar	18 ms
R503A2B50M11BF1	1.4 W	600 l/min	3 ... 8 bar	18 ms
R503A2B60M11BF1	1.4 W	1400 l/min	4 ... 8 bar	15 ms
R503A2B70M11BF1	1.4 W	1300 l/min	3 ... 8 bar	18 ms
R503A2B50MA00F1	1.4 W	600 l/min	3 ... 8 bar	18 ms

Part No.	Typ. switch-off time
R503A1B50MA00F1	60 ms
R503A1B70MA00F1	60 ms
R503A1B50M11BF1	60 ms
R503A1B70M11BF1	60 ms
R503A2B60MA00F1	20 ms
R503A2B70MA00F1	45 ms
R503A2B50M11BF1	45 ms
R503A2B60M11BF1	20 ms
R503A2B70M11BF1	45 ms
R503A2B50MA00F1	45 ms

## Technical information

The min. control pressure must be adhered to, since otherwise faulty switching and valve failure may result!

The pressure dew point must be at least 15 °C under ambient and medium temperature and may not exceed 3 °C .

The oil content of compressed air must remain constant during the life cycle.

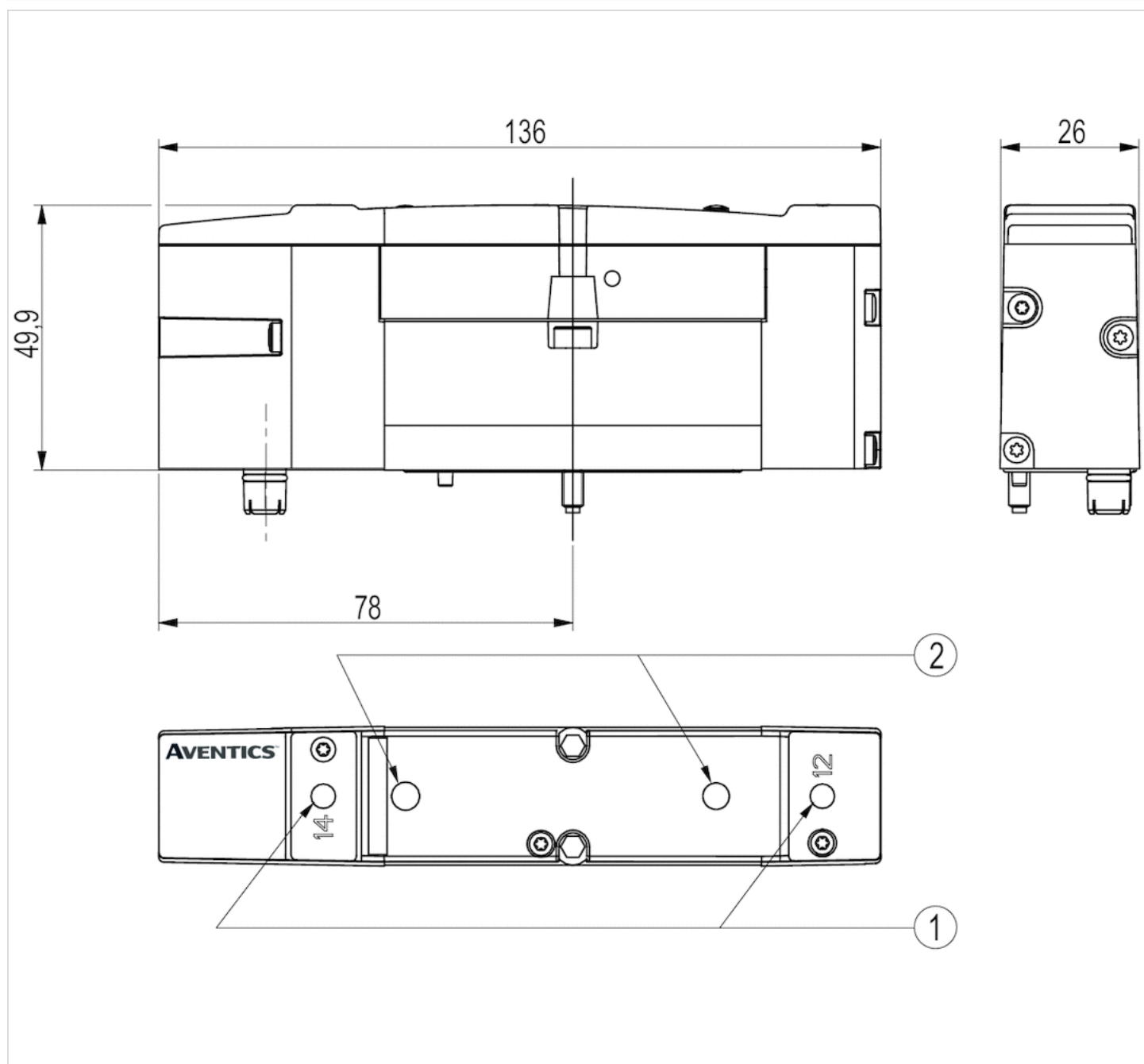
Use only the approved oils from AVENTICS. Further information can be found in the "Technical information" document (available in the MediaCentre).

## Technical information

Material	
Housing	Die cast zinc
Seals	Nitrile butadiene rubber Polyurethane
Front plate	Polyamide
End plate	Polyamide

## Dimensions

### Dimensions



1) Manual override

2) LED

# Bus coupler, Series G3

- Fieldbus connection with I/O functionality, power supply 7/8", 4-pin
- Bus coupler
- Fieldbus protocol DeviceNet



Version	Bus coupler
Ambient temperature min./max.	-10 ... 50 °C
Operational voltage electronics	24 V DC
Electronics voltage tolerance	-10% / +10%
Power consumption electronics	0.11 A
Operating voltage, actuators	24 V DC
Total current for actuators	4 A
Protection class	IP65
Number of solenoid coils max.	32
Number of valve positions max.	32
Diagnosis	Undervoltage
I/O module extension max.	16
Weight	0.252 kg

## Technical data

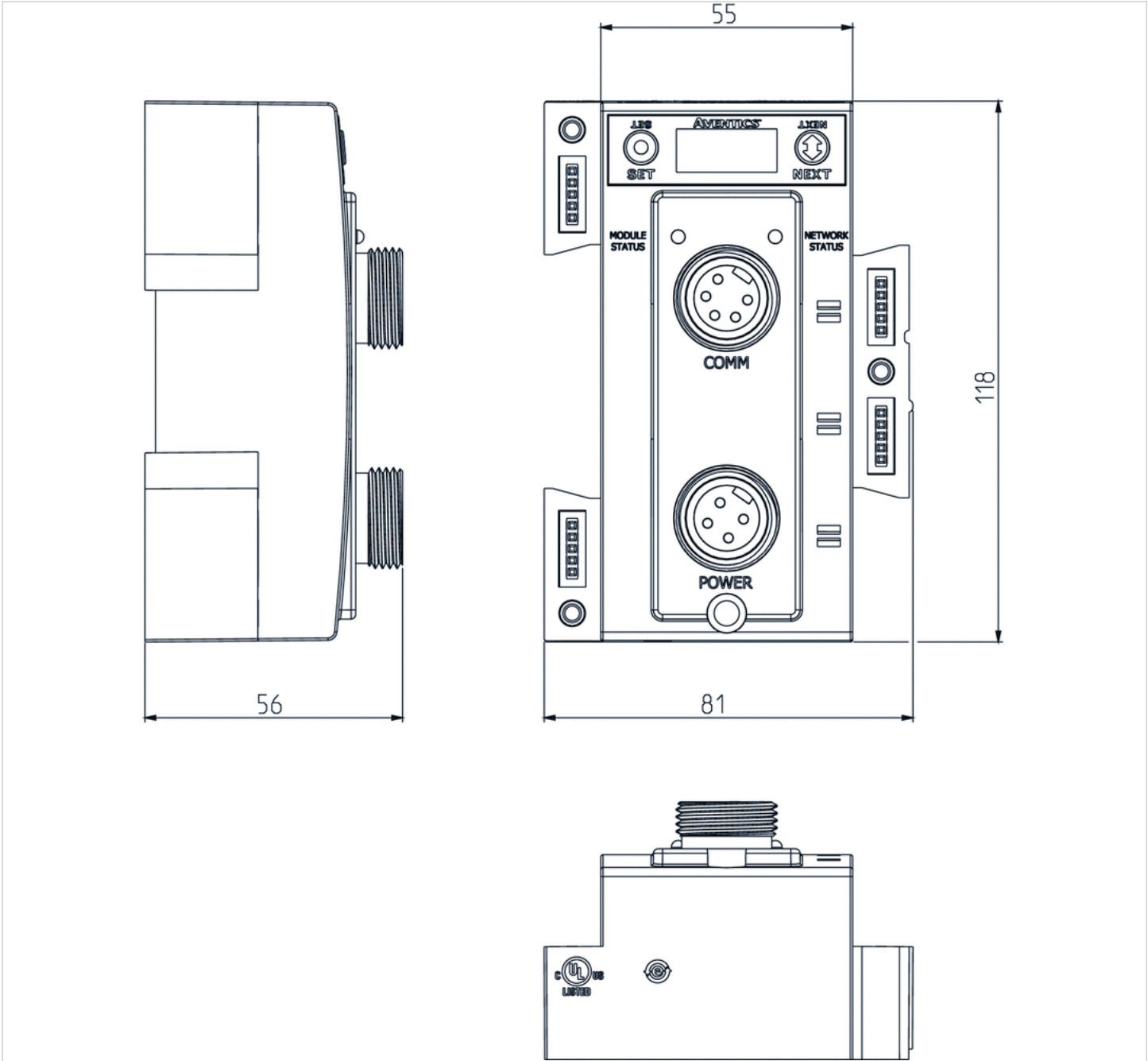
Part No.	Fieldbus protocol	power supply
240-180	DeviceNet	Plug (male), 7/8", 4-pin

## Technical information

Material	
Housing	Polybutyleneterephthalate



Dimensions



# Series G3

- Fieldbus connection with I/O functionality, power supply 7/8", 4-pin
- Bus coupler
- Fieldbus protocol MODBUS TCP



Version	Bus coupler
Ambient temperature min./max.	-10 ... 50 °C
Operational voltage electronics	24 V DC
Electronics voltage tolerance	-10% / +10%
Power consumption electronics	0.104 A
Operating voltage, actuators	24 V DC
Total current for actuators	4 A
Protection class	IP65
Number of solenoid coils max.	128
Number of valve positions max.	110
Diagnosis	Undervoltage
I/O module extension max.	16
Weight	0.255 kg

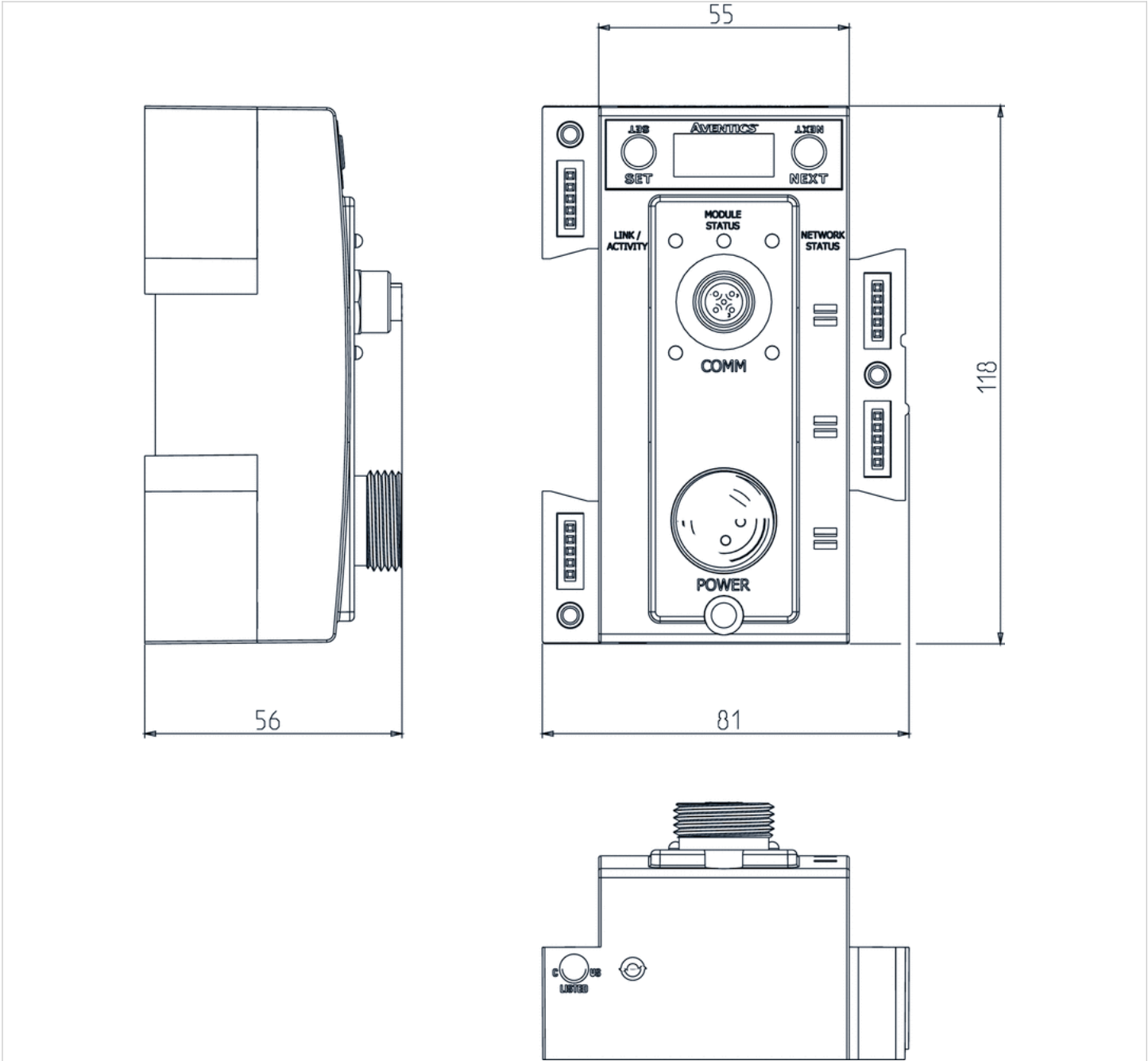
## Technical data

Part No.	Fieldbus protocol	power supply
240-292	MODBUS TCP	Plug (male), 7/8", 4-pin

## Technical information

Material	
Housing	Polybutyleneterephthalate

Dimensions



# Series G3

- Fieldbus connection with I/O functionality, power supply 7/8", 5-pin
- Bus coupler
- Fieldbus protocol PROFIBUS DP



Version	Bus coupler
Ambient temperature min./max.	-10 ... 50 °C
Operational voltage electronics	24 V DC
Electronics voltage tolerance	-10% / +10%
Power consumption electronics	0.104 A
Operating voltage, actuators	24 V DC
Total current for actuators	4 A
Protection class	IP65
Number of solenoid coils max.	128
Number of valve positions max.	110
Diagnosis	Undervoltage
I/O module extension max.	16
Weight	0.227 kg

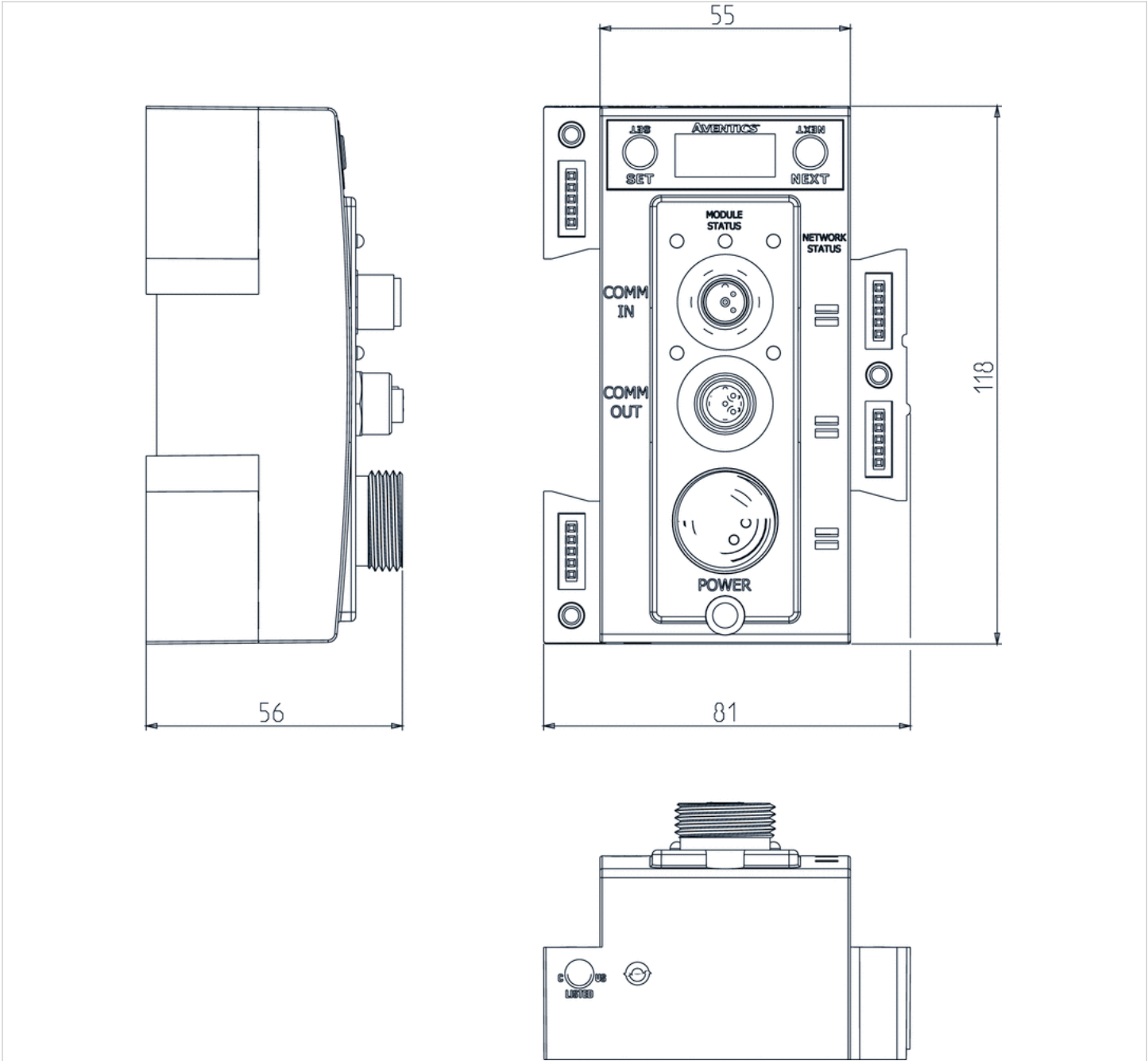
## Technical data

Part No.	Fieldbus protocol	power supply
240-239	PROFIBUS DP	Plug (male), 7/8", 5-pin

## Technical information

Material	
Housing	Polybutyleneterephthalate

Dimensions



# Series G3

- Fieldbus connection with I/O functionality, power supply 7/8", 5-pin
- Bus coupler
- Fieldbus protocol Profinet



Version	Bus coupler
Ambient temperature min./max.	-10 ... 50 °C
Operational voltage electronics	24 V DC
Electronics voltage tolerance	-10% / +10%
Power consumption electronics	0.104 A
Operating voltage, actuators	24 V DC
Total current for actuators	4 A
Protection class	IP65
Number of solenoid coils max.	128
Number of valve positions max.	110
Diagnosis	Undervoltage
I/O module extension max.	16
Weight	0.227 kg

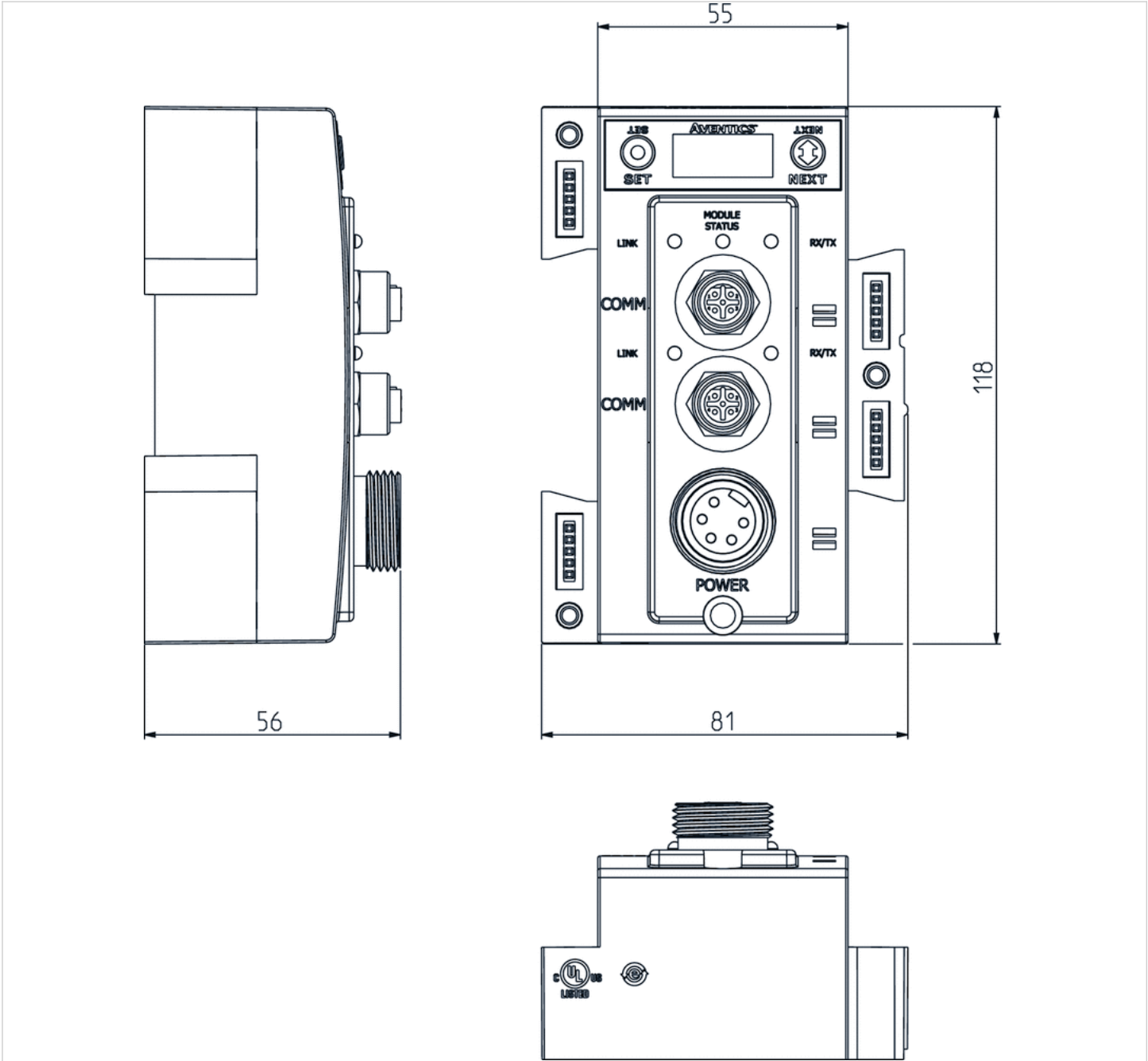
## Technical data

Part No.	Fieldbus protocol	power supply
240-240	Profinet	Plug (male), 7/8", 5-pin

## Technical information

Material	
Housing	Polybutyleneterephthalate

Dimensions



# Series G3

- Fieldbus connection with I/O functionality, power supply 7/8", 5-pin
- Bus coupler
- Fieldbus protocol POWERLINK



Version	Bus coupler
Ambient temperature min./max.	-10 ... 50 °C
Operational voltage electronics	24 V DC
Electronics voltage tolerance	-10% / +10%
Power consumption electronics	0.104 A
Operating voltage, actuators	24 V DC
Total current for actuators	4 A
Protection class	IP65
Number of solenoid coils max.	128
Number of valve positions max.	110
Diagnosis	Undervoltage
I/O module extension max.	16
Weight	0.227 kg

## Technical data

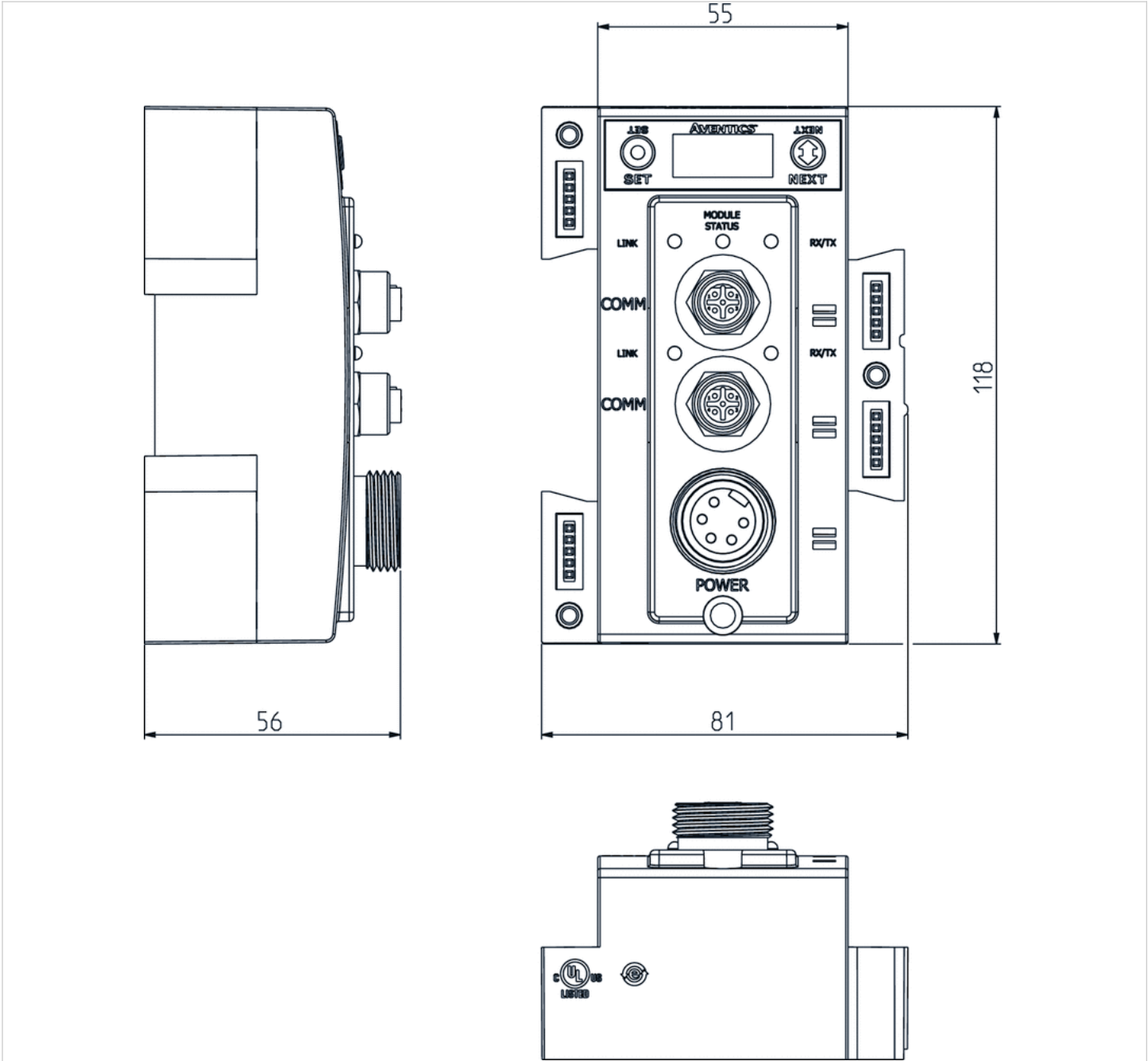
Part No.	Fieldbus protocol	power supply
240-309	POWERLINK	Plug (male), 7/8", 5-pin

## Technical information

Material	
Housing	Polybutyleneterephthalate



Dimensions



# Series G3

- Fieldbus connection with I/O functionality, power supply 7/8", 4-pin
- Bus coupler
- Fieldbus protocol CANopen



Version	Bus coupler
Ambient temperature min./max.	-10 ... 50 °C
Operational voltage electronics	24 V DC
Electronics voltage tolerance	-10% / +10%
Power consumption electronics	0.11 A
Operating voltage, actuators	24 V DC
Total current for actuators	4 A
Protection class	IP65
Number of solenoid coils max.	32
Number of valve positions max.	32
Diagnosis	Undervoltage
I/O module extension max.	16
Weight	0.252 kg

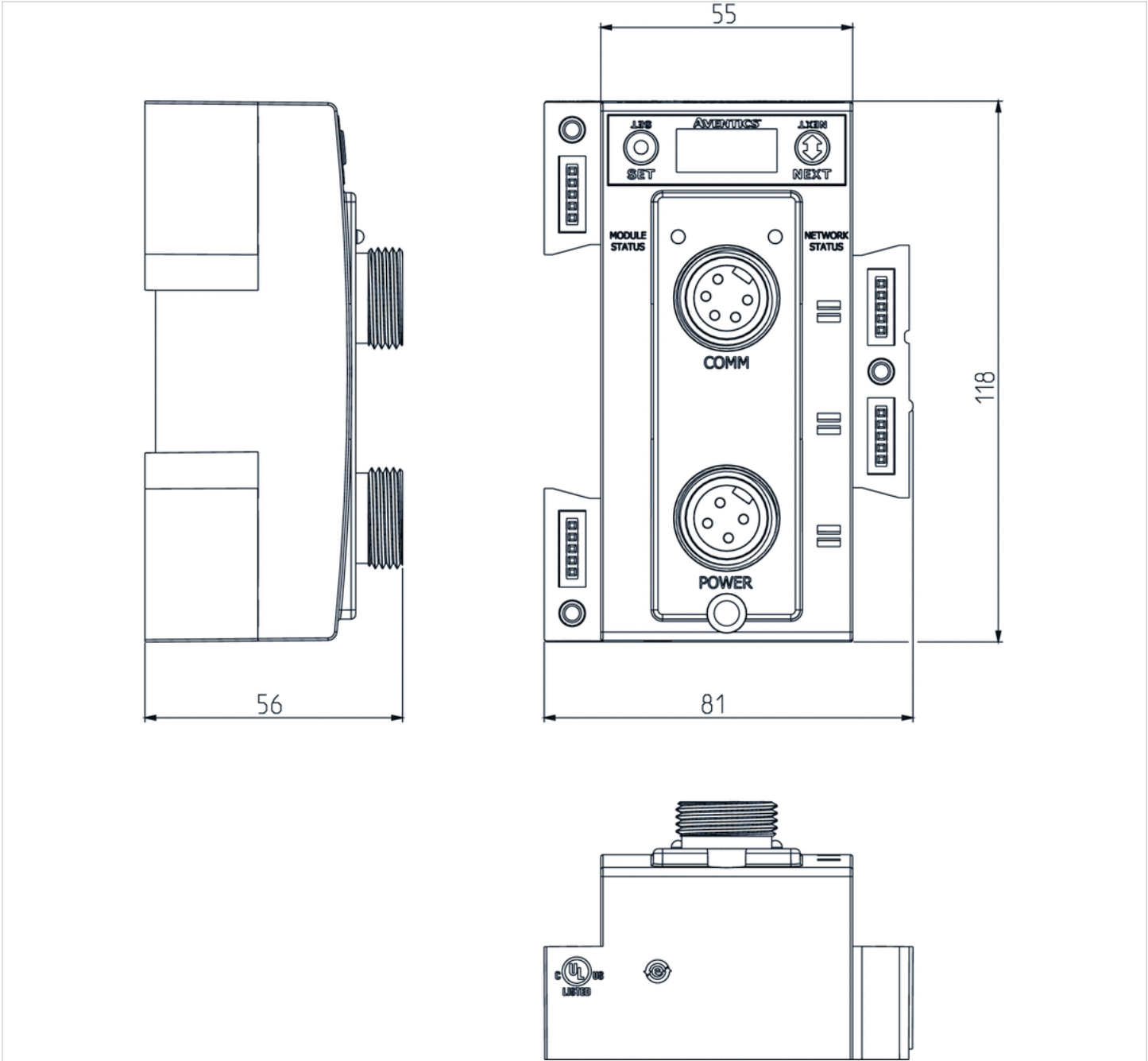
## Technical data

Part No.	Fieldbus protocol	power supply
240-291	CANopen	Plug (male), 7/8", 4-pin

## Technical information

Material	
Housing	Polybutyleneterephthalate

Dimensions



# Series G3

- Fieldbus connection with I/O functionality, power supply 7/8", 4-pin
- Bus coupler
- Fieldbus protocol EtherNET/IP



Version	Bus coupler
Ambient temperature min./max.	-10 ... 50 °C
Operational voltage electronics	24 V DC
Electronics voltage tolerance	-10% / +10%
Power consumption electronics	0.104 A
Operating voltage, actuators	24 V DC
Total current for actuators	4 A
Protection class	IP65
Number of solenoid coils max.	128
Number of valve positions max.	110
Diagnosis	Undervoltage
I/O module extension max.	16
Weight	0.227 kg

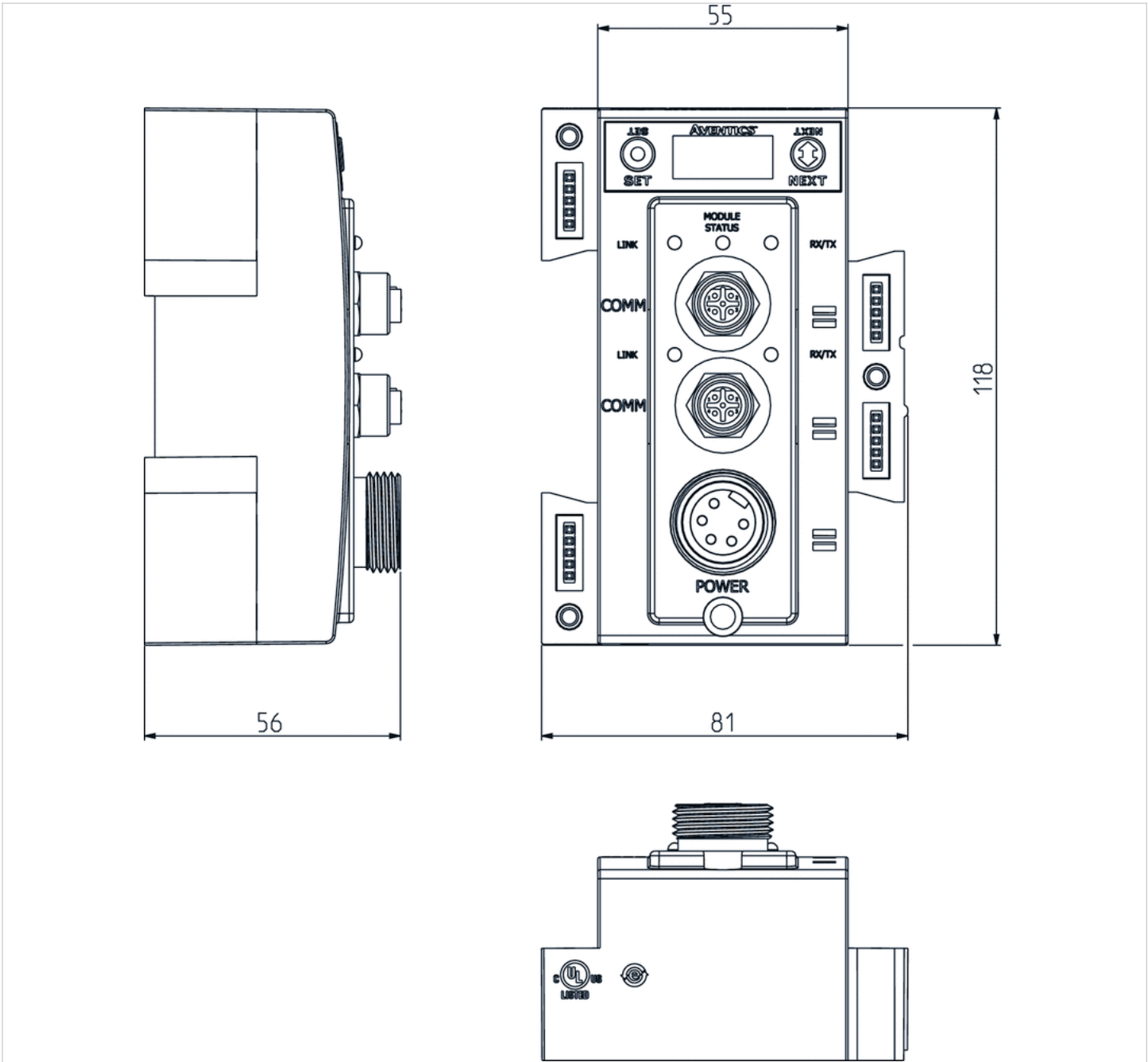
## Technical data

Part No.	Fieldbus protocol	power supply
240-325	EtherNET/IP	Plug (male), 7/8", 4-pin

## Technical information


Material	
Housing	Polybutyleneterephthalate

Dimensions



# Series G3

- Fieldbus connection with I/O functionality, power supply 7/8", 4-pin
- Bus coupler
- Fieldbus protocol EtherCAT



Version	Bus coupler
Ambient temperature min./max.	-10 ... 50 °C
Operational voltage electronics	24 V DC
Electronics voltage tolerance	-10% / +10%
Power consumption electronics	0.104 A
Operating voltage, actuators	24 V DC
Total current for actuators	4 A
Protection class	IP65
Number of solenoid coils max.	128
Number of valve positions max.	110
Diagnosis	Undervoltage
I/O module extension max.	16
Weight	0.227 kg

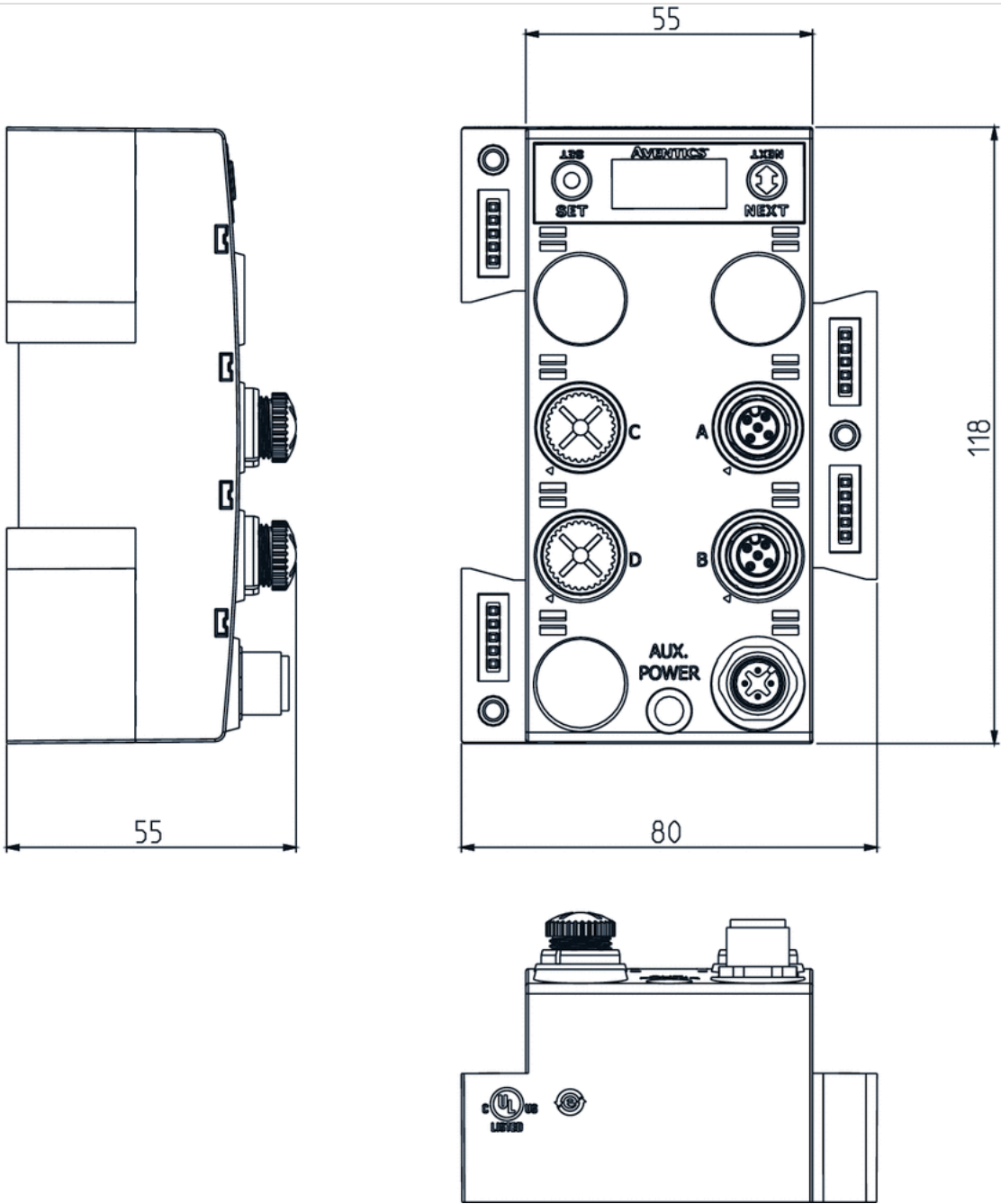
## Technical data

Part No.	Fieldbus protocol	power supply
240-310	EtherCAT	Plug (male), 7/8", 4-pin

## Technical information

Material	
Housing	Polybutyleneterephthalate

Dimensions



# Series G3

- Fieldbus connection with I/O functionality, power supply 7/8", 4-pin
- Bus coupler
- Fieldbus protocol EtherCAT



Version	Bus coupler
Ambient temperature min./max.	-10 ... 50 °C
Operational voltage electronics	24 V DC
Electronics voltage tolerance	-10% / +10%
Power consumption electronics	0.11 A
Operating voltage, actuators	24 V DC
Total current for actuators	4 A
Protection class	IP65
Diagnosis	Undervoltage
I/O module extension max.	16
Weight	0.269 kg

## Technical data

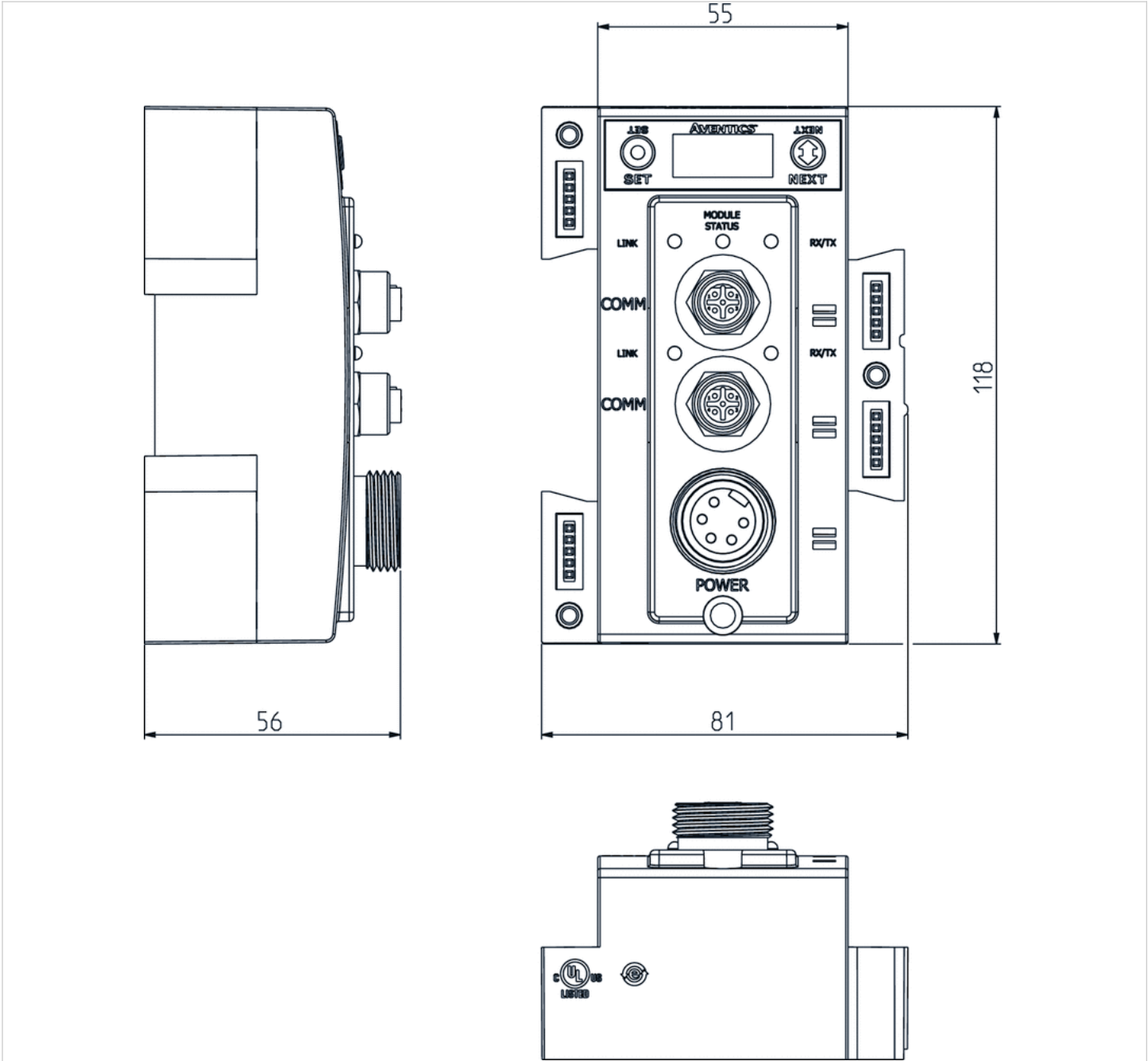
Part No.	Fieldbus protocol	power supply
240-362	EtherCAT	Plug, 7/8", 4-pin

## Technical information

Material	
Housing	Polybutyleneterephthalate



Dimensions



# End plate left

- Left end plate G3



Ambient temperature min./max.	-10 ... 50 °C
Operational voltage electronics	24 V DC
Electronics voltage tolerance	-10% / +10%
Total current for actuators	4 A
Protection class	IP65
Weight	0.091 kg

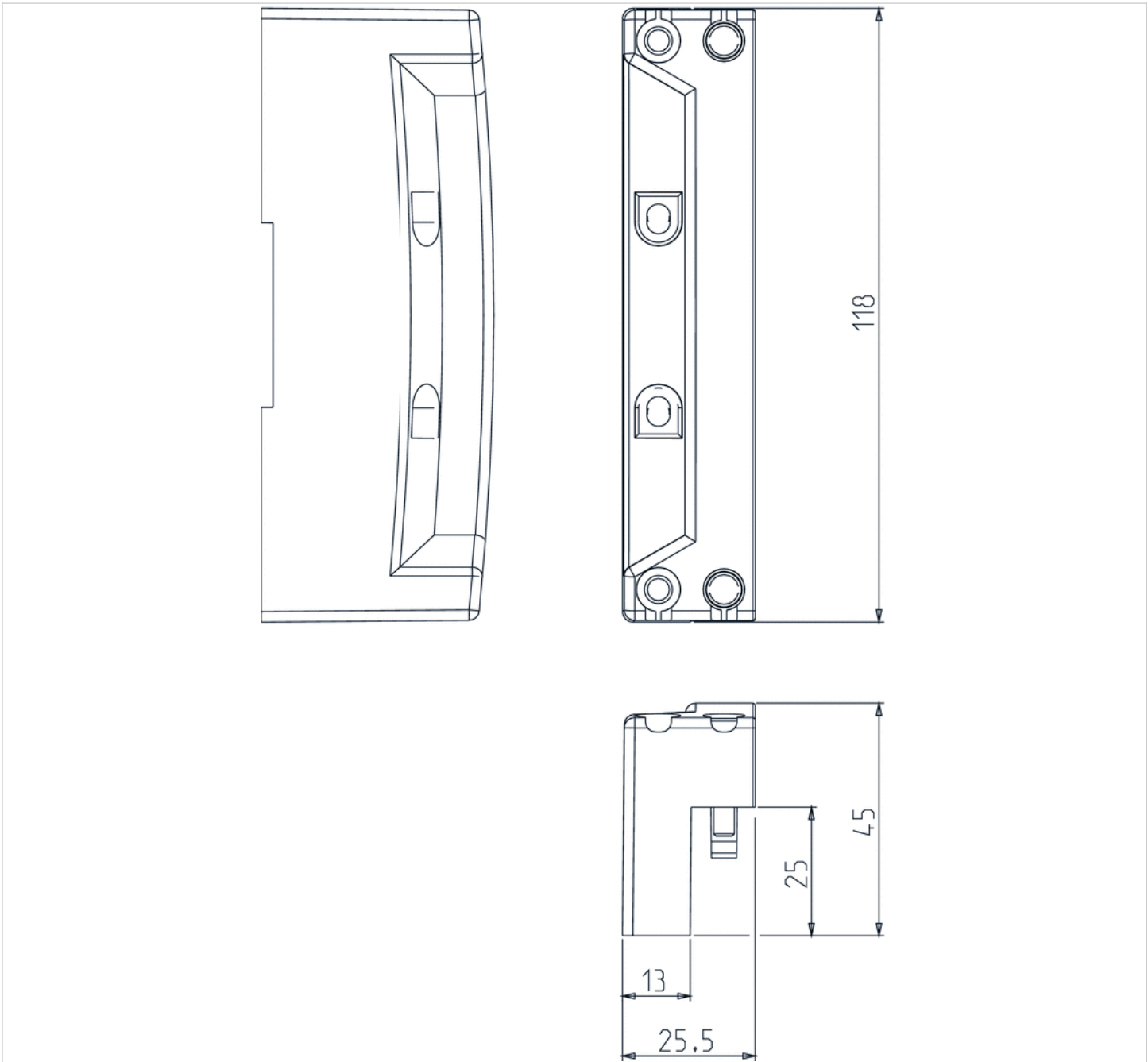
## Technical data

Part No.	power supply
240-184	4

## Technical information

Material	
Housing	polyethyleneterephthalate

Dimensions



# Left end plate for Subbus G3



Ambient temperature min./max.	-10 ... 50 °C
Operational voltage electronics	24 V DC
Electronics voltage tolerance	-10% / +10%
Total current for actuators	4 A
Protection class	IP65
I/O connection	M12x1, 4-pin
Weight	0.13 kg

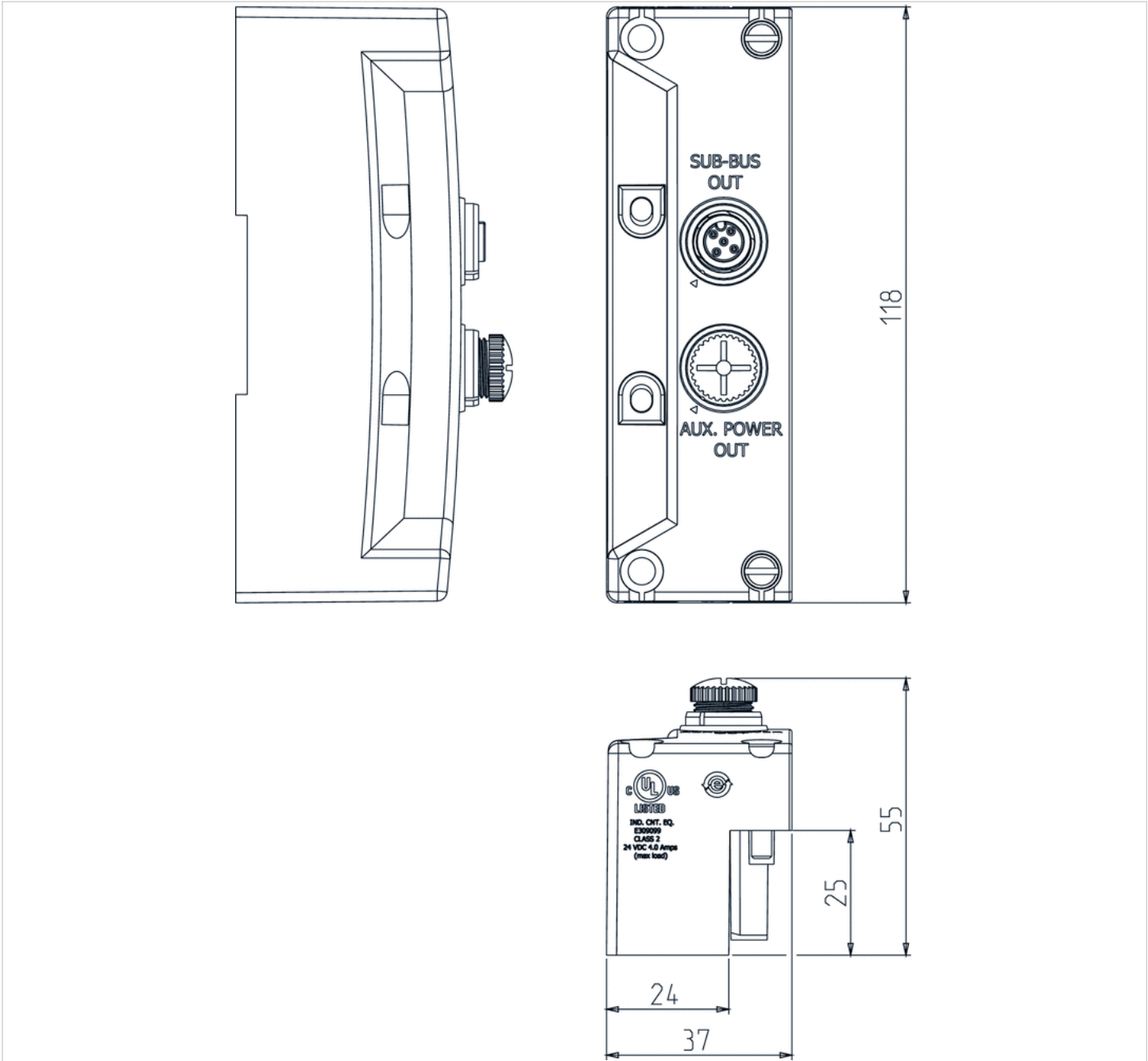
## Technical data

Part No.	power supply	I/O connection
240-183	4	M12x1, 4-pin

## Technical information

Material	
Housing	polyethyleneterephthalate

Dimensions



# End plate right



Ambient temperature min./max.	-10 ... 50 °C
Operational voltage electronics	24 V DC
Electronics voltage tolerance	-10% / +10%
Total current for actuators	4 A
Protection class	IP65
I/O connection	M12x1, 4-pin
Weight	0.13 kg

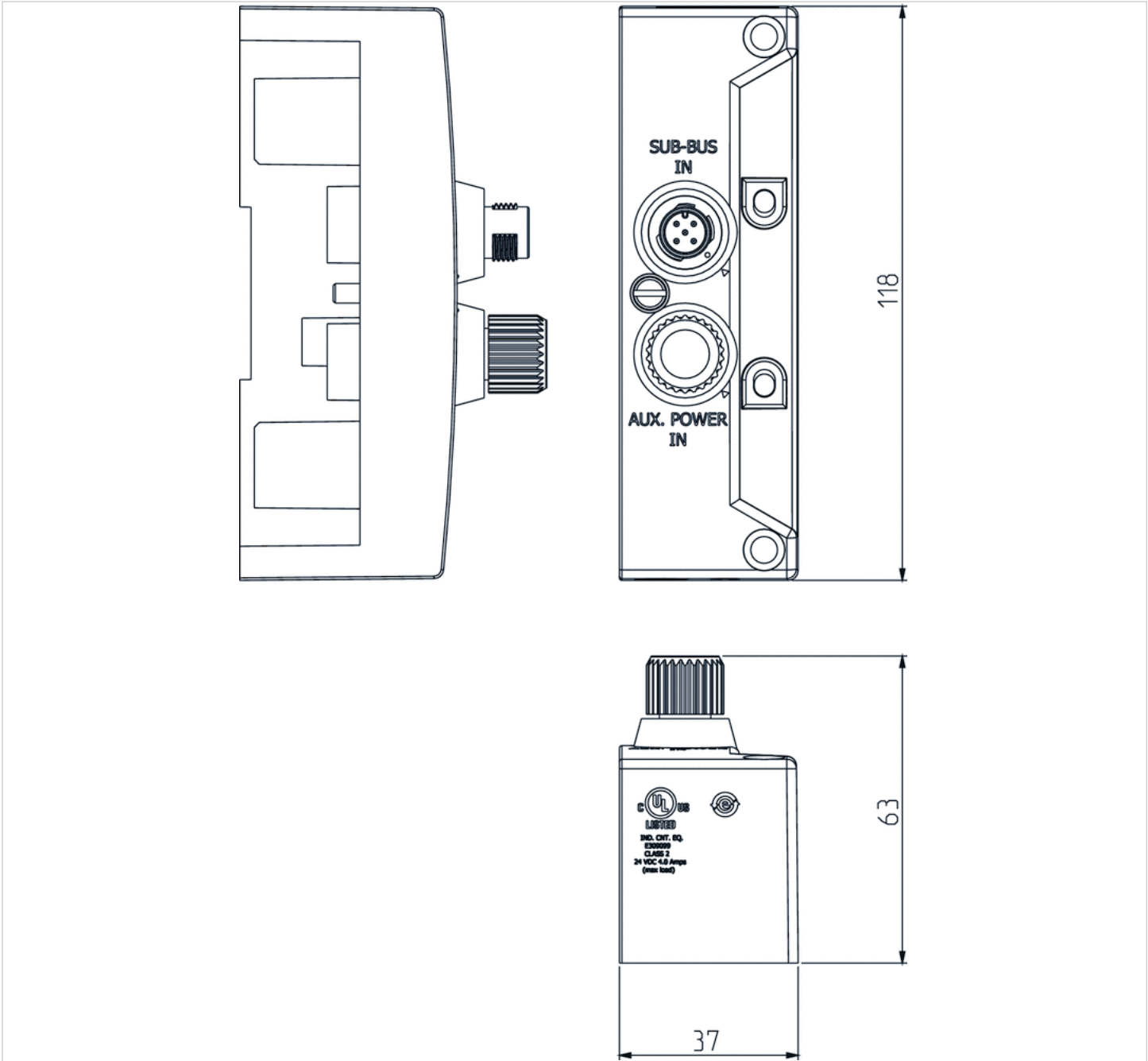
## Technical data

Part No.	power supply	I/O connection
240-185	4	M12x1, 4-pin

## Technical information

Material	
Housing	polyethyleneterephthalate

Dimensions



# End plate right



Ambient temperature min./max.	-10 ... 50 °C
Operational voltage electronics	24 V DC
Electronics voltage tolerance	-10% / +10%
Total current for actuators	4 A
Protection class	IP65
Weight	0.071 kg

## Technical data

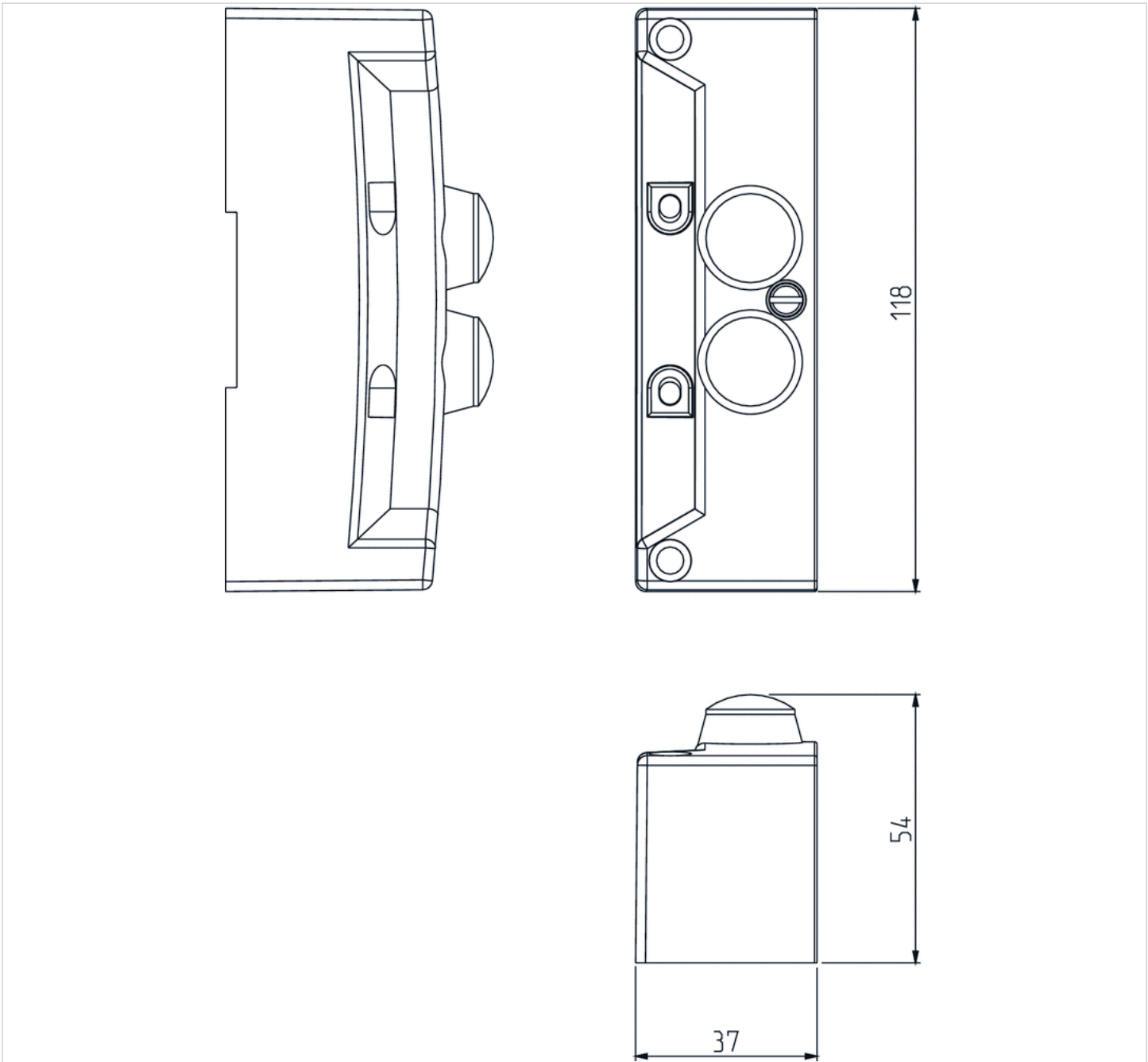
Part No.	power supply
240-255	4

## Technical information

Material	
Housing	polyethyleneterephthalate



Dimensions



# Spring clamp element

- Series G3
- GPC



Ambient temperature min./max.                      -10 ... 50 °C

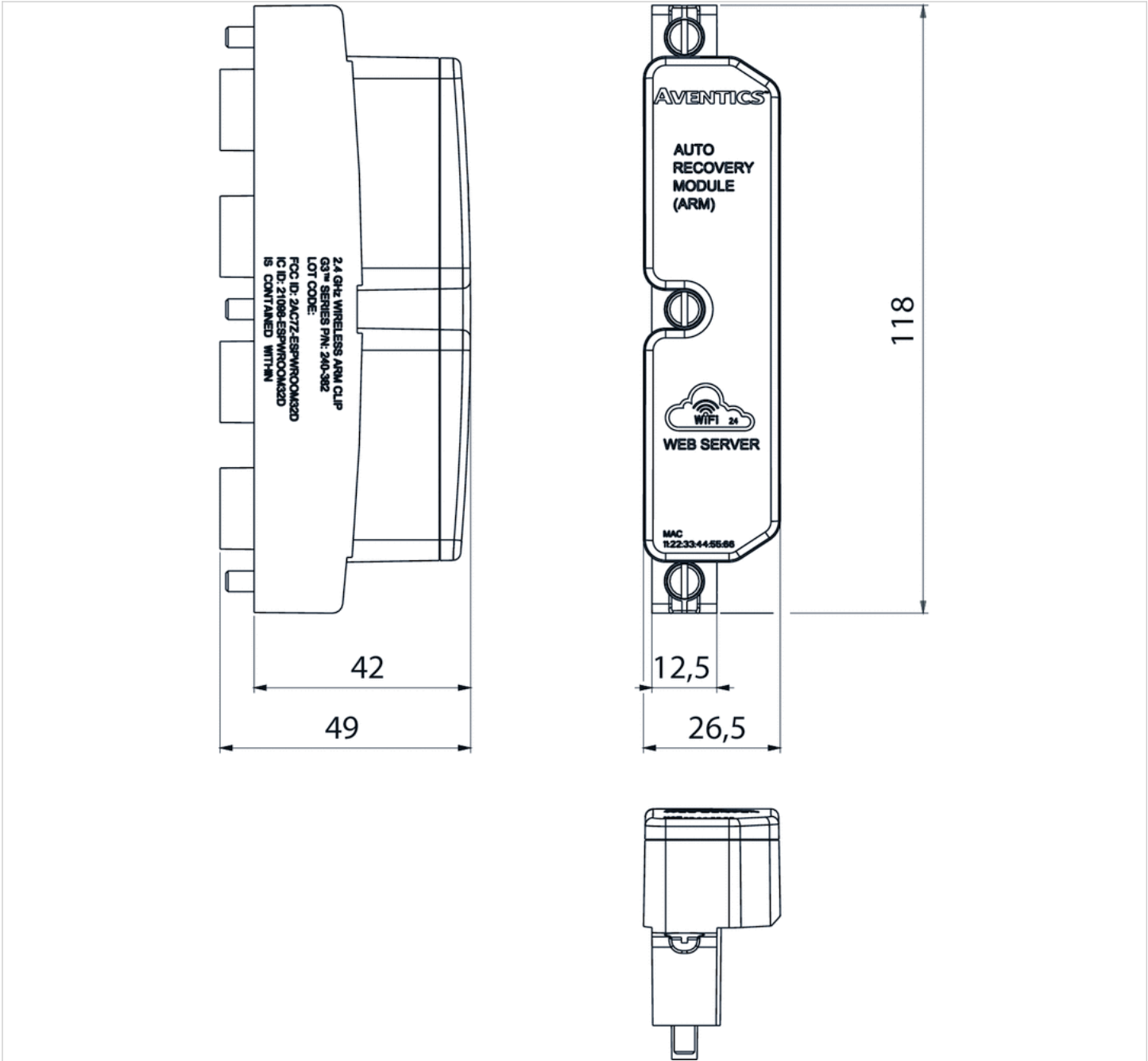
## Technical data

Part No.
240-383

## Technical information

Material	
Housing	Polybutyleneterephthalate

Dimensions



# Spring clamp element

- Series G3
- GPC

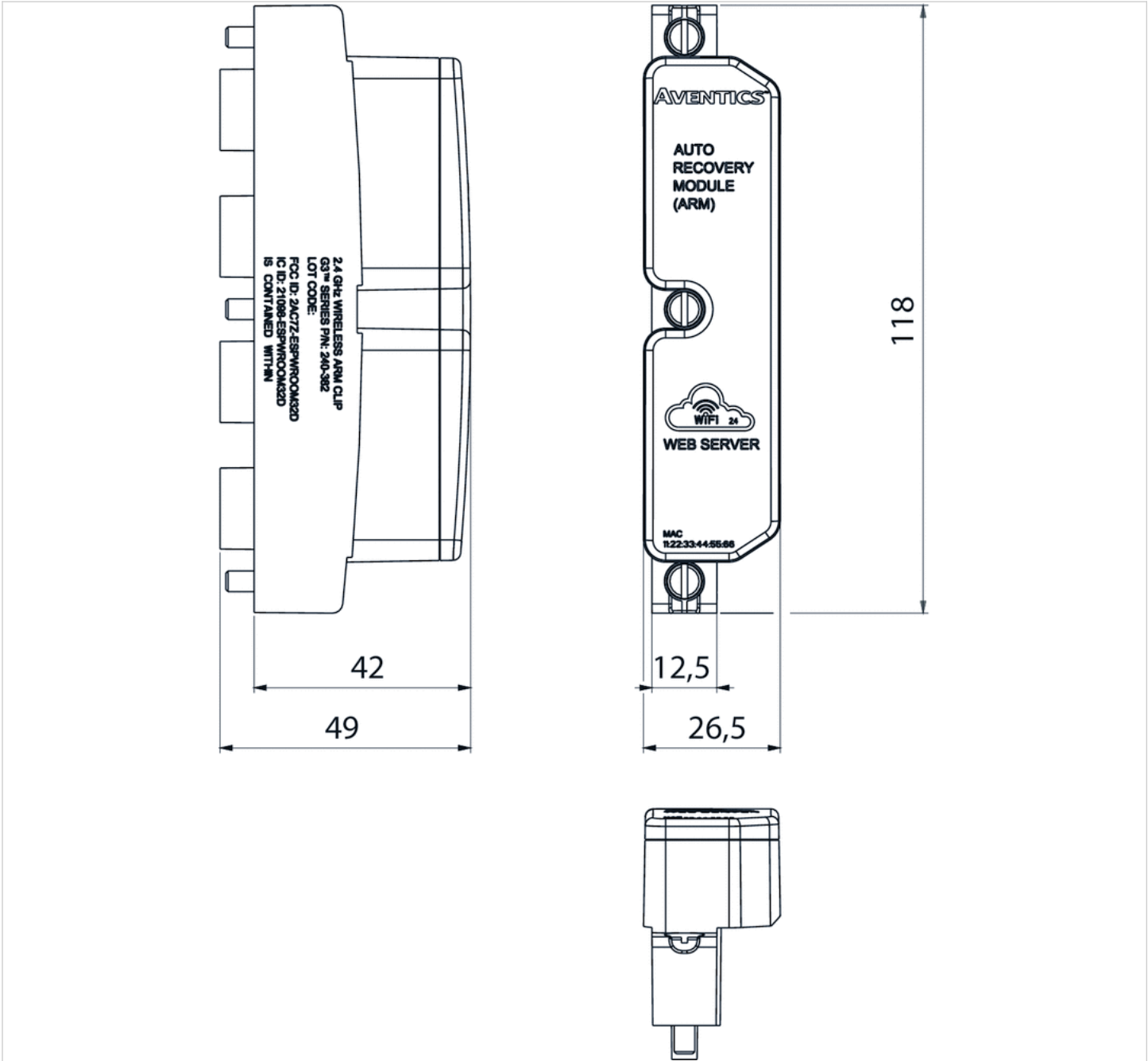


Ambient temperature min./max.                      -10 ... 50 °C

## Technical data

Part No.
240-382

Dimensions



# Distributor

- Valve driver, Series 500



Ambient temperature min./max.	-10 ... 50 °C
Operational voltage electronics	24 V DC
Electronics voltage tolerance	-10% / +10%
Total current for actuators	4 A
Protection class	IP65

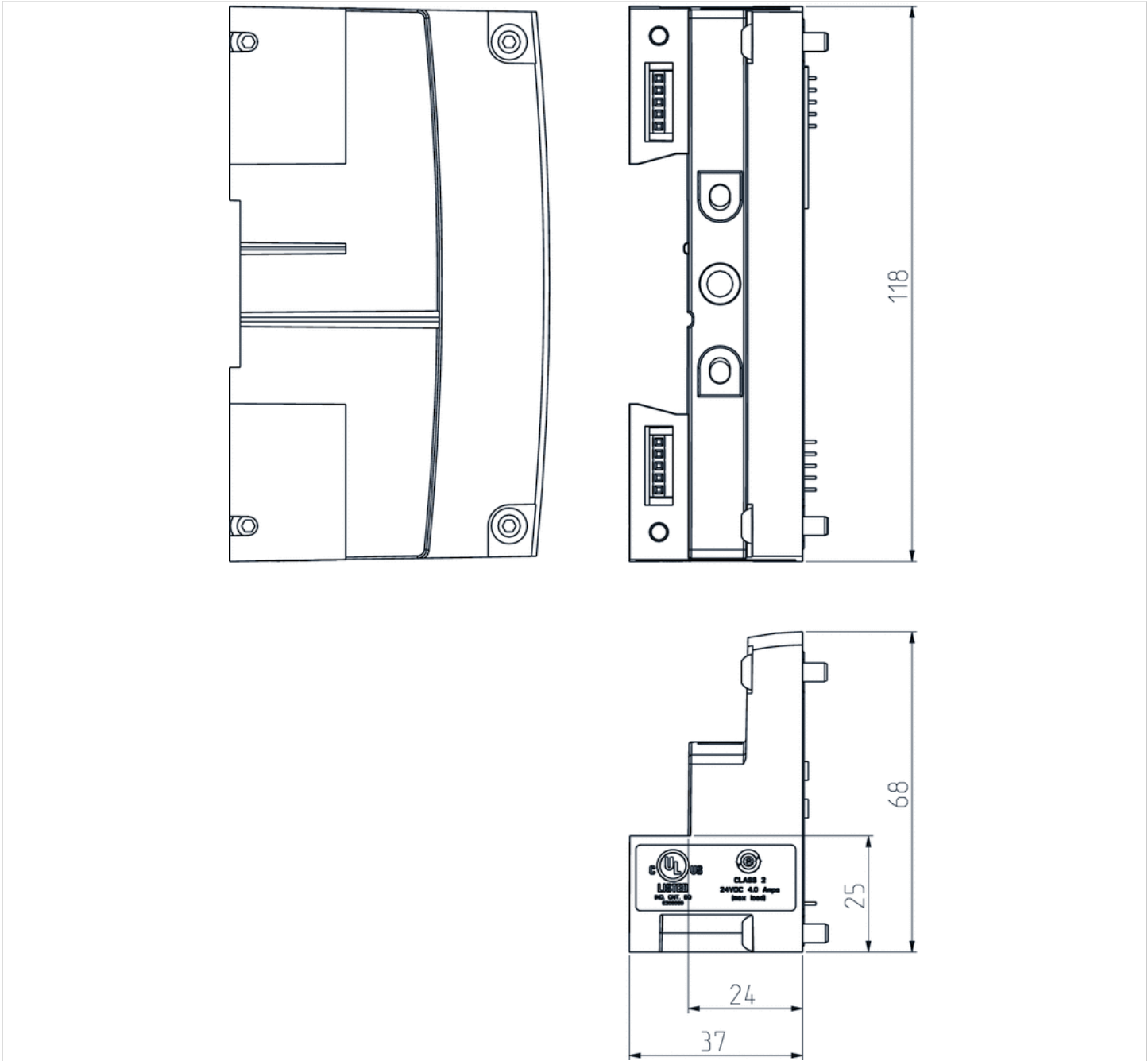
## Technical data

Part No.	power supply
P599AE508827001	4

## Technical information

Material	
Housing	polyethyleneterephthalate

Dimensions



# Distributor

- Power supply plug 7/8", 4-pin



Ambient temperature min./max.	-10 ... 50 °C
Operational voltage electronics	24 V DC
Electronics voltage tolerance	-10% / +10%
Power consumption electronics	0.03 A
Operating voltage, actuators	24 V DC
Total current for actuators	4 A
Protection class	IP65
Number of valve positions max.	32
Diagnosis	Undervoltage
I/O module extension max.	15
Weight	0.235 kg

## Technical data

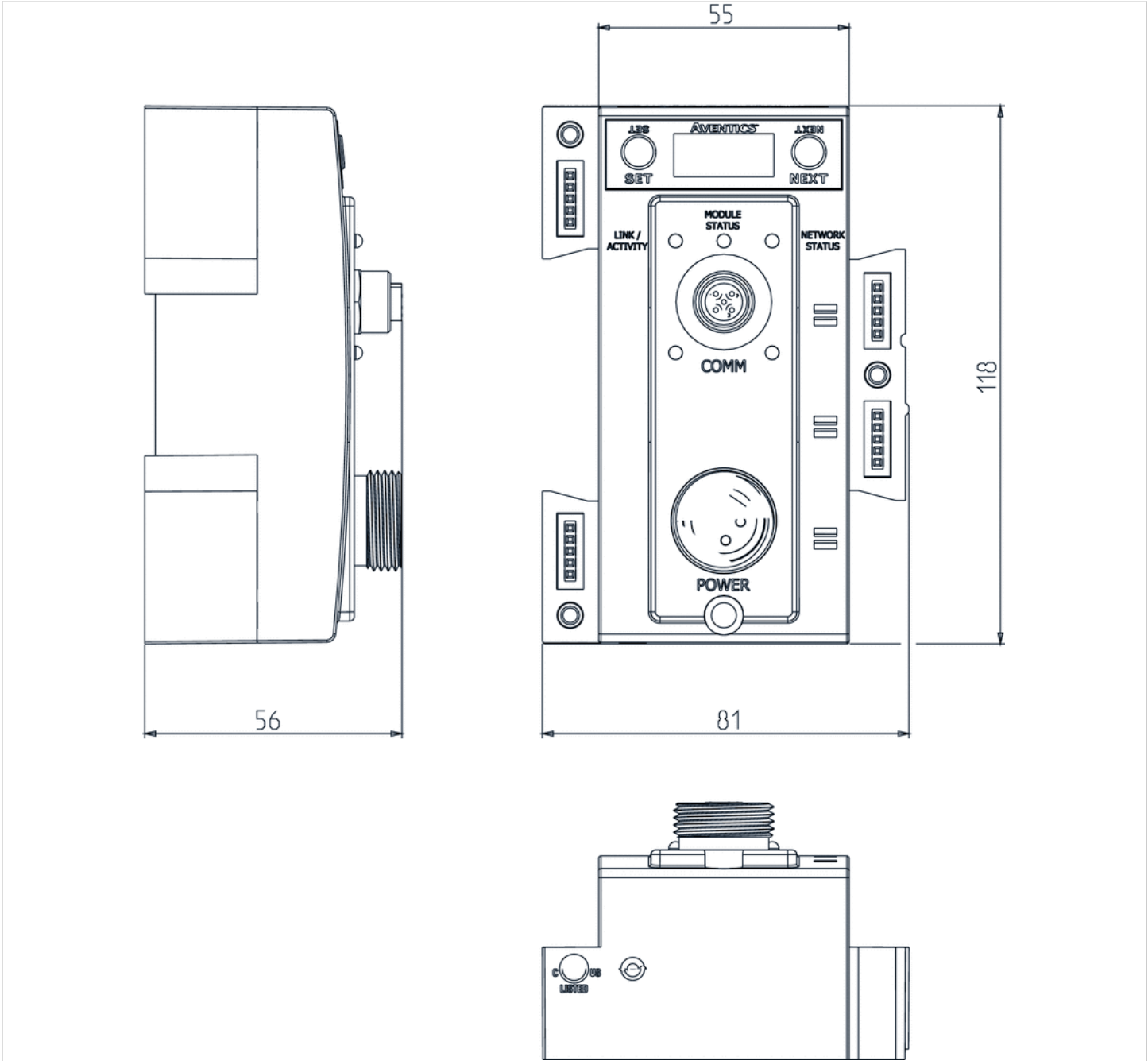
Part No.	power supply
240-241	Plug, 7/8", 4-pin

## Technical information

Material	
Housing	polyethyleneterephthalate



Dimensions



# I/O modules, Series G3

- Screw terminal block

- I/O module version



Version	I/O module version
Ambient temperature min./max.	-10 ... 50 °C
Operational voltage electronics	24 V DC
Electronics voltage tolerance	-10% / +10%
Power consumption electronics	0.05 A
Power supply for actuators	24 V DC
Total current for actuators	4 A
Protection class	IP65
Total current of sensors max.	1,2 A
Diagnosis	Short circuit
Weight	0.274 kg

## Technical data

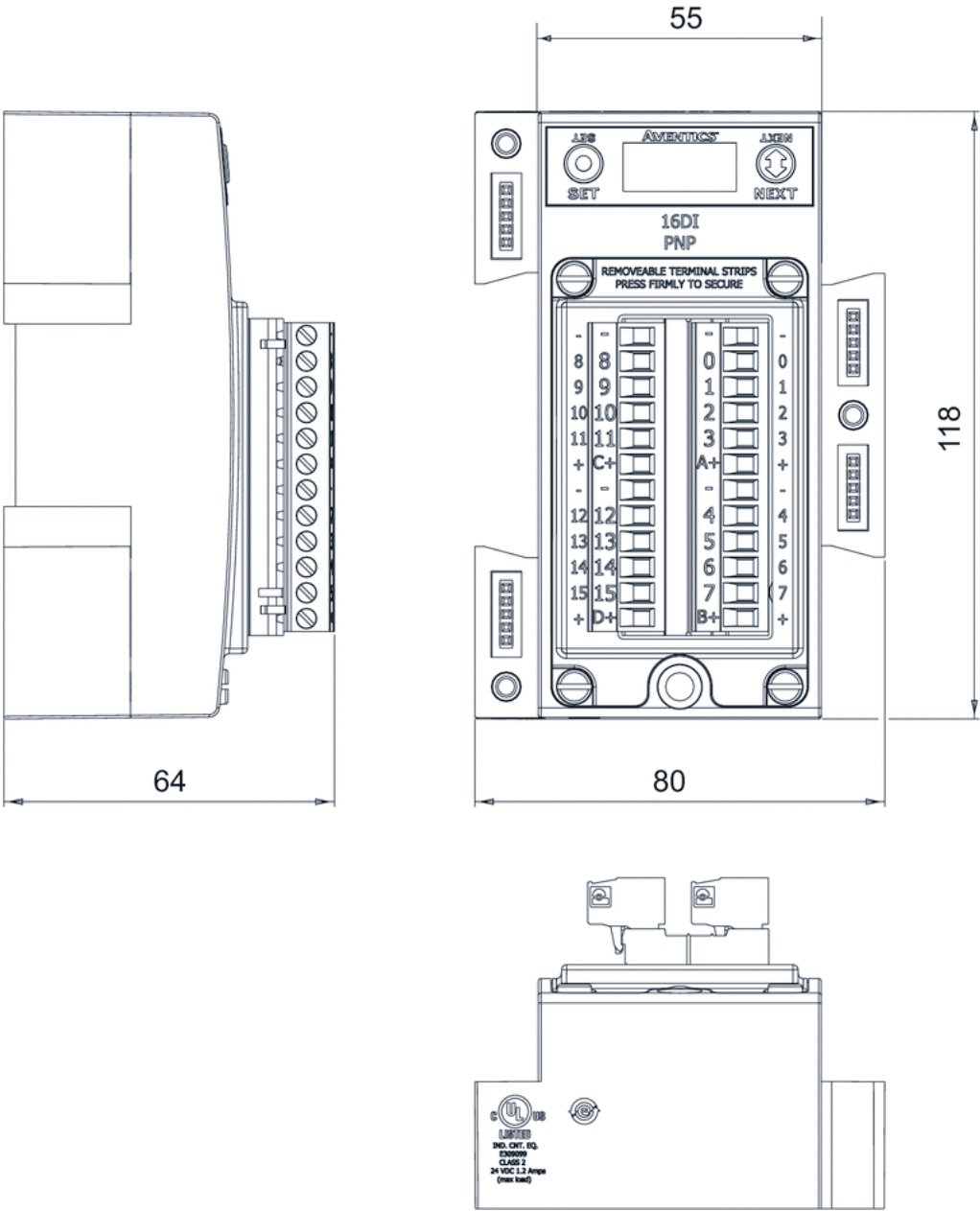
Part No.	Number of inputs	Number of outputs	I/O module version
240-203	16	-	digital inputs PNP
240-204	16	-	digital inputs NPN
240-316	8	-	digital inputs PNP
240-330	-	16	digital inputs NPN

## Technical information

Material	
Housing	polyethyleneterephthalate

Dimensions

Dimensions



# I/O modules, Series G3

- digital inputs PNP, Socket (female), M8x1
- I/O module version



Version	I/O module version
Ambient temperature min./max.	-10 ... 50 °C
Operational voltage electronics	24 V DC
Electronics voltage tolerance	-10% / +10%
Power consumption electronics	55 A
Max. current per channel	0.15 A
Power supply for actuators	24 V DC
Total current for actuators	4 A
Protection class	IP65
Total current of sensors max.	1,2 A
Diagnosis	Short circuit
Weight	0.274 kg

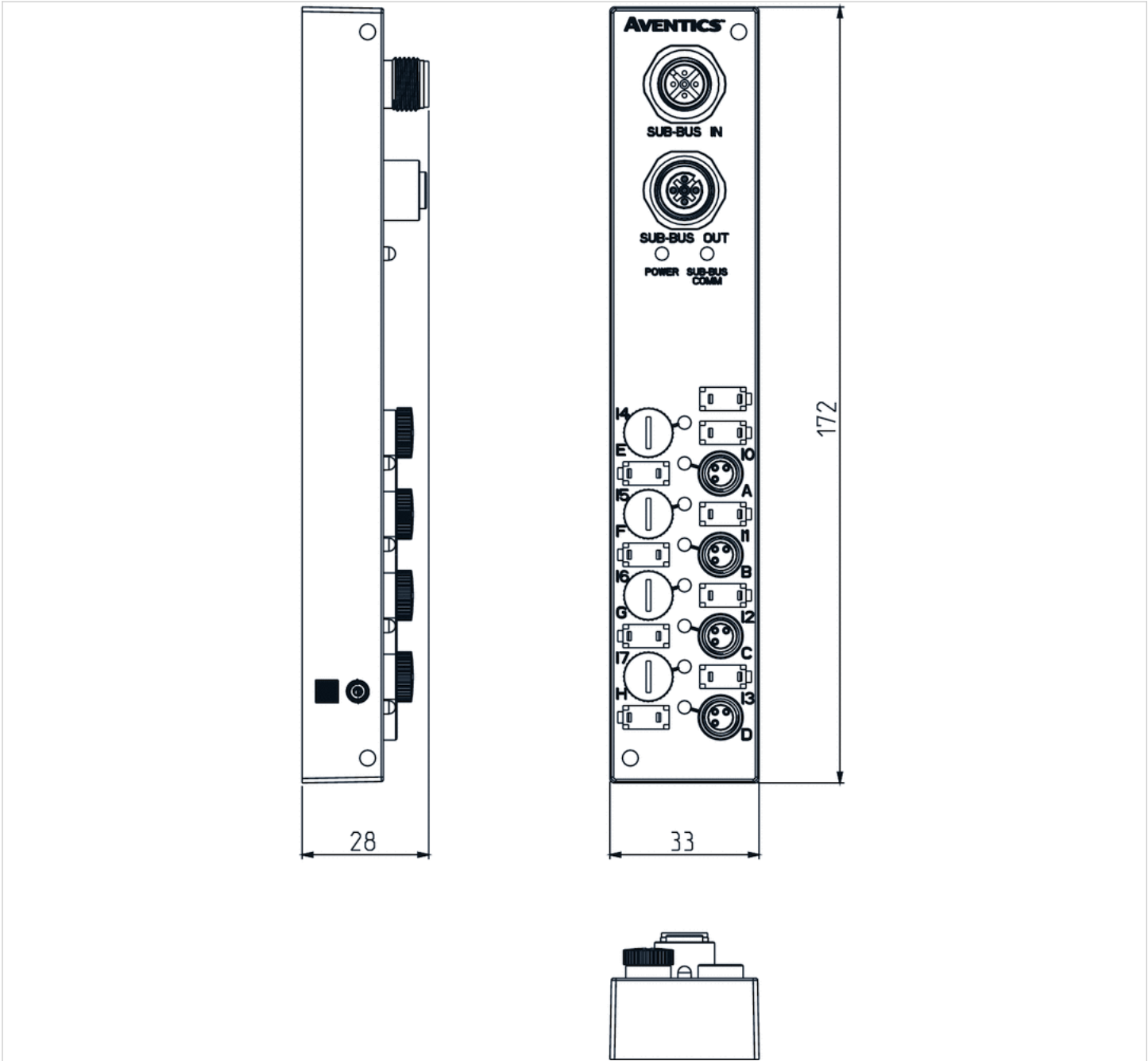
## Technical data

Part No.	Number of inputs	I/O module version
240-379	8	digital inputs PNP

## Technical information


Material	
Housing	polyethyleneterephthalate

Dimensions



# I/O modules, Series G3

- Plug, M23x1, 19-pin, Screw terminal block
- A-design
- I/O module version



Version	I/O module version
Ambient temperature min./max.	-10 ... 50 °C
Power consumption electronics	0.05 A
Max. current per channel	0.3 A
Power supply for actuators	24 V DC
Total current for actuators	4 A
Protection class	IP65
Total current of sensors max.	1,2 A
Diagnosis	Short circuit
Weight	0.274 kg

## Technical data

Part No.	Number of inputs	I/O module version
240-323	16	digital inputs PNP

## Technical information

Material	
Housing	polyethyleneterephthalate

# I/O modules, Series G3

- Socket, M12x1
- A-design
- I/O module version



Version	I/O module version
Ambient temperature min./max.	-10 ... 50 °C
Operational voltage electronics	24 V DC
Electronics voltage tolerance	-10% / +10%
Max. current per channel	0.15 A
Power supply for actuators	24 V DC
Total current for actuators	4 A
Protection class	IP65
Total current of sensors max.	1,2 A
Diagnosis	Short circuit
I/O connection	M12x1, 4-pin
Weight	See table below

## Technical data

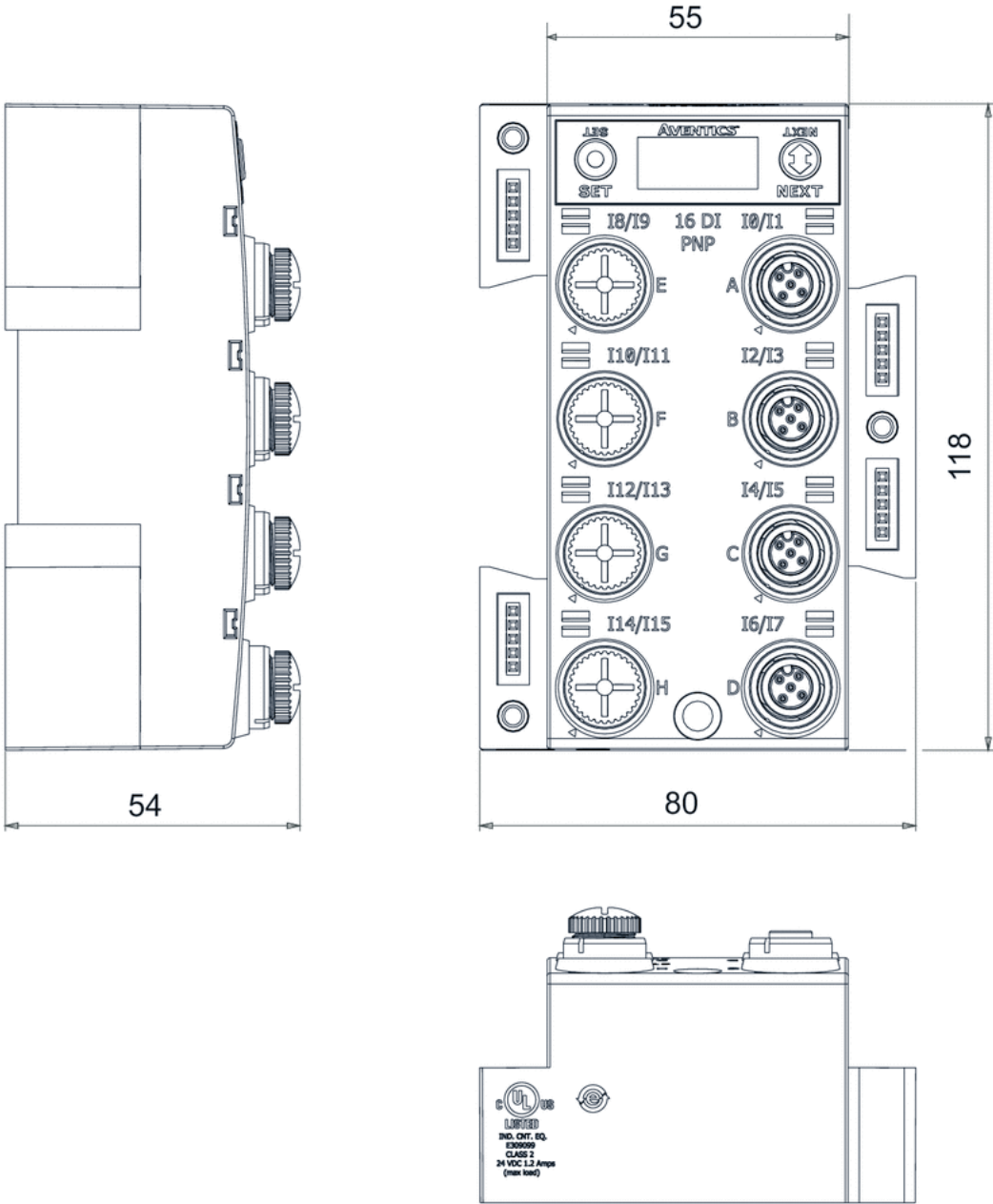
Part No.	Type	Number of inputs	Number of outputs
240-205	16DI8M12 digital inputs PNP	16	-
240-206	8DI8M8 digital inputs PNP	8	-
240-207	16DO8M12 digital outputs PNP	-	16
240-208	8DO8M12 digital outputs PNP	-	8
240-209	16DI8M12 digital inputs NPN	16	-
240-210	8DI8M12 digital inputs NPN	8	-
240-211	8DO8M12 digital inputs/outputs PNP	8	8
240-300	8DO8M12	-	8

Part No.	I/O module version	I/O connection	Power consumption electronics	Weight
240-205	digital inputs PNP	M12x1, 4-pin	0.05 A	0.274 kg
240-206	digital inputs PNP	M12x1, 4-pin	0.05 A	0.274 kg
240-207	Digital outputs	M12x1, 4-pin	0.11 A	0.274 kg
240-208	digital outputs PNP	M12x1, 4-pin	0.09 A	0.274 kg
240-209	digital inputs NPN	M12x1, 4-pin	0.05 A	0.274 kg
240-210	digital inputs NPN	M12x1, 4-pin	0.05 A	0.274 kg
240-211	digital inputs/outputs PNP	M12x1, 4-pin	0.1 A	0.274 kg
240-300	Digital outputs	M12x1, 4-pin	0.09 A	0.264 kg

## Technical information

Material	
Housing	polyethyleneterephthalate

Dimensions





# I/O modules, Series G3

- Socket, M12x1

- A-design



Ambient temperature min./max.	-10 ... 50 °C
Operational voltage electronics	24 V DC
Electronics voltage tolerance	-10% / +10%
Power supply for actuators	24 V DC
Total current for actuators	4 A
Protection class	IP65
Diagnosis	Short circuit
I/O connection	M12x1, 4-pin
Weight	See table below

## Technical data

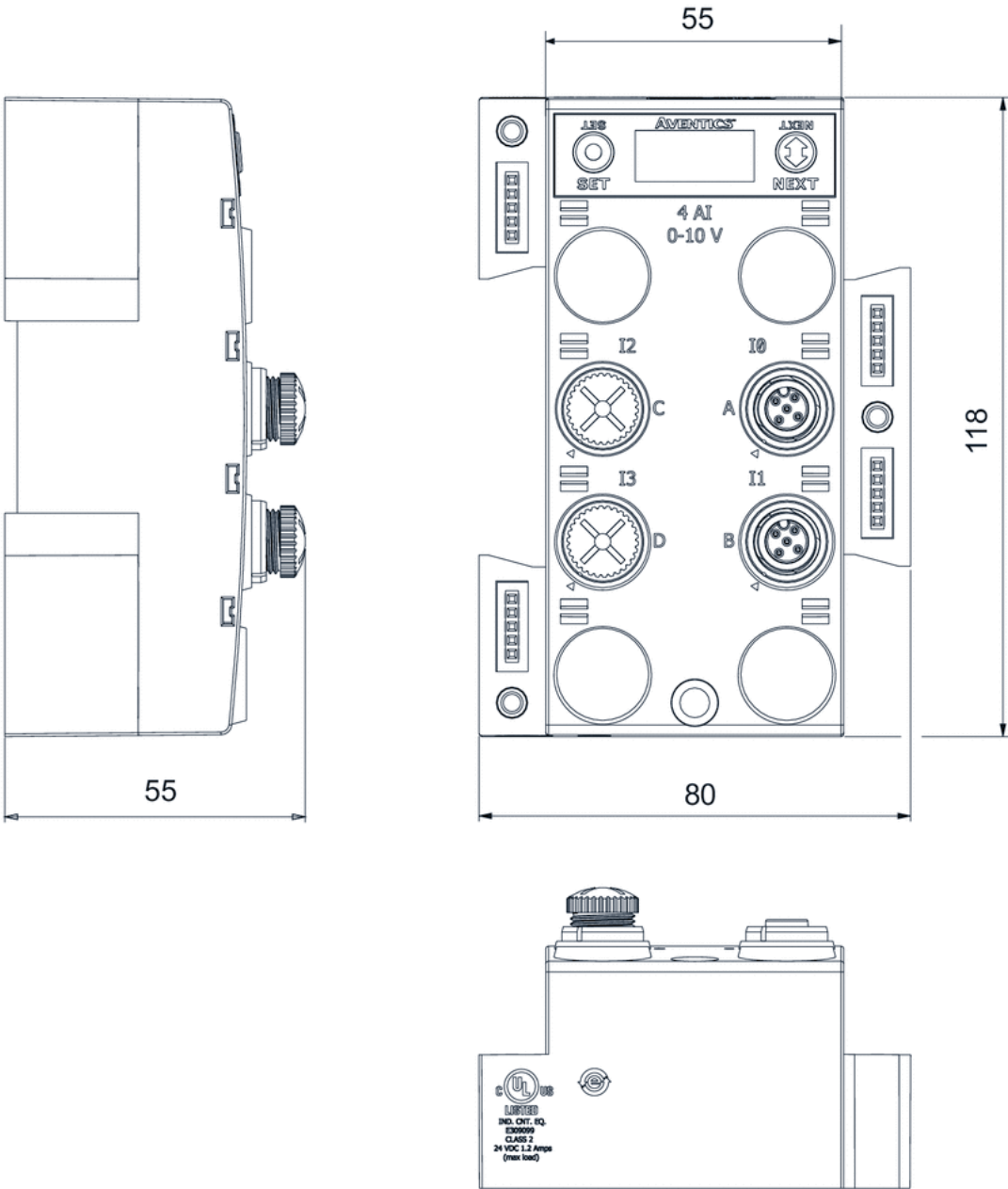
Part No.	Type	Number of inputs	Number of outputs	Analog inputs	Analog outputs	I/O module version
240-212	4AI4M12-E	4	-	0 ... 10 V	-	Analog inputs
240-213	2AIAO8M12	2	2	0 ... 10 V	0 ... 10 V	analog inputs/outputs
240-214	4AI4M12-E	4	-	4 ... 20 mA	-	Analog inputs
240-215	2AIAO4M12	2	2	4 ... 20 mA	4 ... 20 mA	analog inputs/outputs
240-307	2AIAO8M12	2	2	0 ... 10 V	0 ... 10 V	analog inputs/outputs
240-363	-	4	4	-	-	analog inputs/outputs

Part No.	I/O connection	Power consumption electronics	Total current of the power supply for the external sensors	Weight
240-212	M12x1, 4-pin	0.08 A	1,2 A	0.244 kg
240-213	M12x1, 4-pin	0.09 A	1,2 A	0.244 kg
240-214	M12x1, 4-pin	0.08 A	1,2 A	0.244 kg
240-215	M12x1, 4-pin	0.09 A	1,2 A	0.244 kg
240-307	M12x1, 4-pin	0.08 A	4 A	0.264 kg
240-363	M12x1, 4-pin	0.08 A	8 A	0.247 kg

## Technical information

Material	
Housing	polyethyleneterephthalate

Dimensions



# Series G3

- A-design
- I/O module version



Version	I/O module version
Ambient temperature min./max.	-10 ... 50 °C
Operational voltage electronics	24 V DC
Electronics voltage tolerance	-10% / +10%
Power consumption electronics	0.07 A
Power supply for actuators	24 V DC
Total current for actuators	4 A
Protection class	IP65
Total current of sensors max.	1,2 A
Diagnosis	Overvoltage Undervoltage

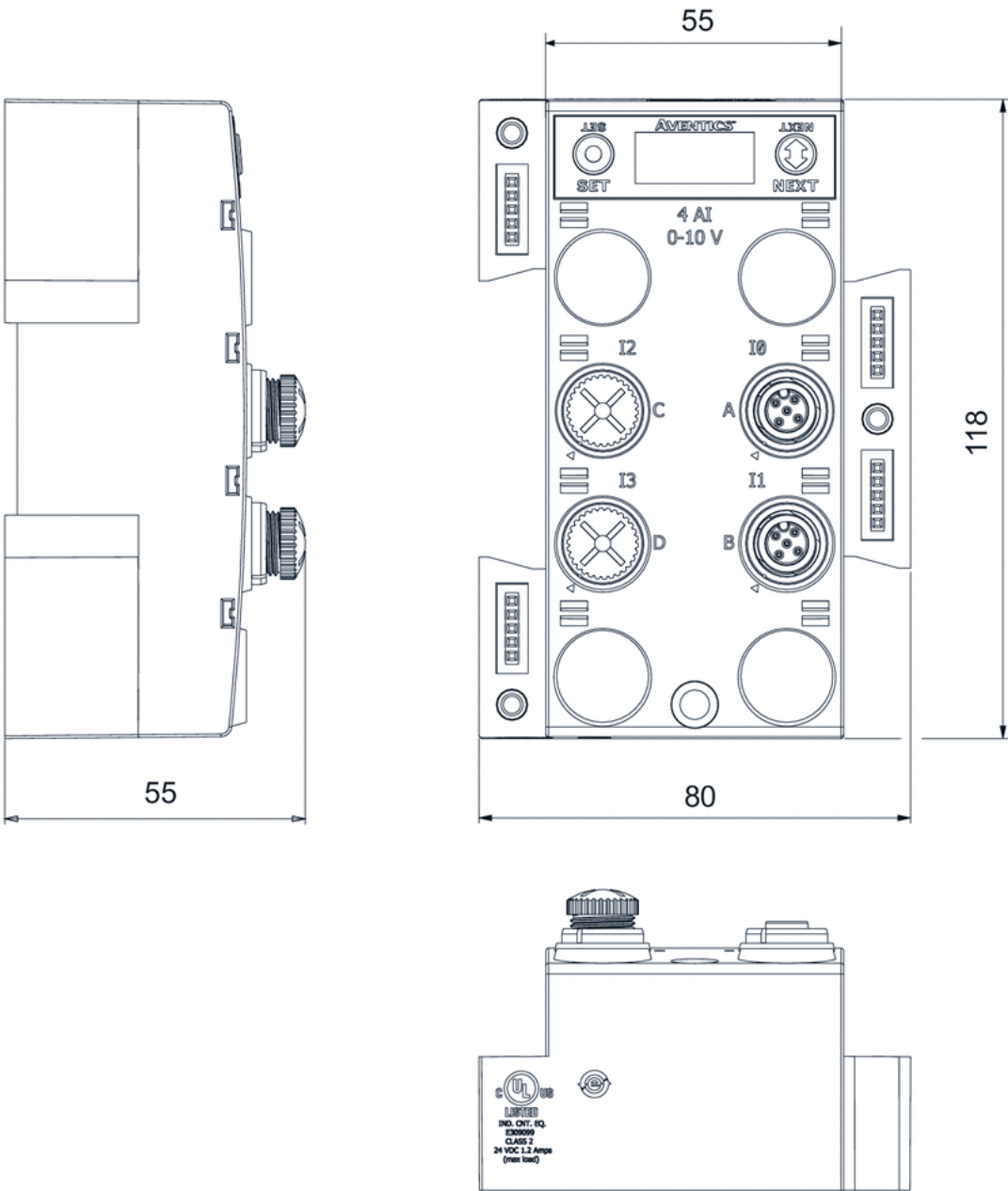
## Technical data

Part No.	Type	I/O module version
240-311	Socket, M12x1	Analog inputs

## Technical information

Material	
Housing	polyethyleneterephthalate

Dimensions



# I/O modules, Series G3

- digital inputs PNP, Socket (female), M8x1
- I/O module version



Version	I/O module version
Ambient temperature min./max.	-10 ... 50 °C
Power consumption electronics	55 A
Max. current per channel	0.15 A
Power supply for actuators	24 V DC
Total current for actuators	4 A
Protection class	IP65
Total current of sensors max.	1,2 A
Diagnosis	Short circuit
Weight	0.274 kg

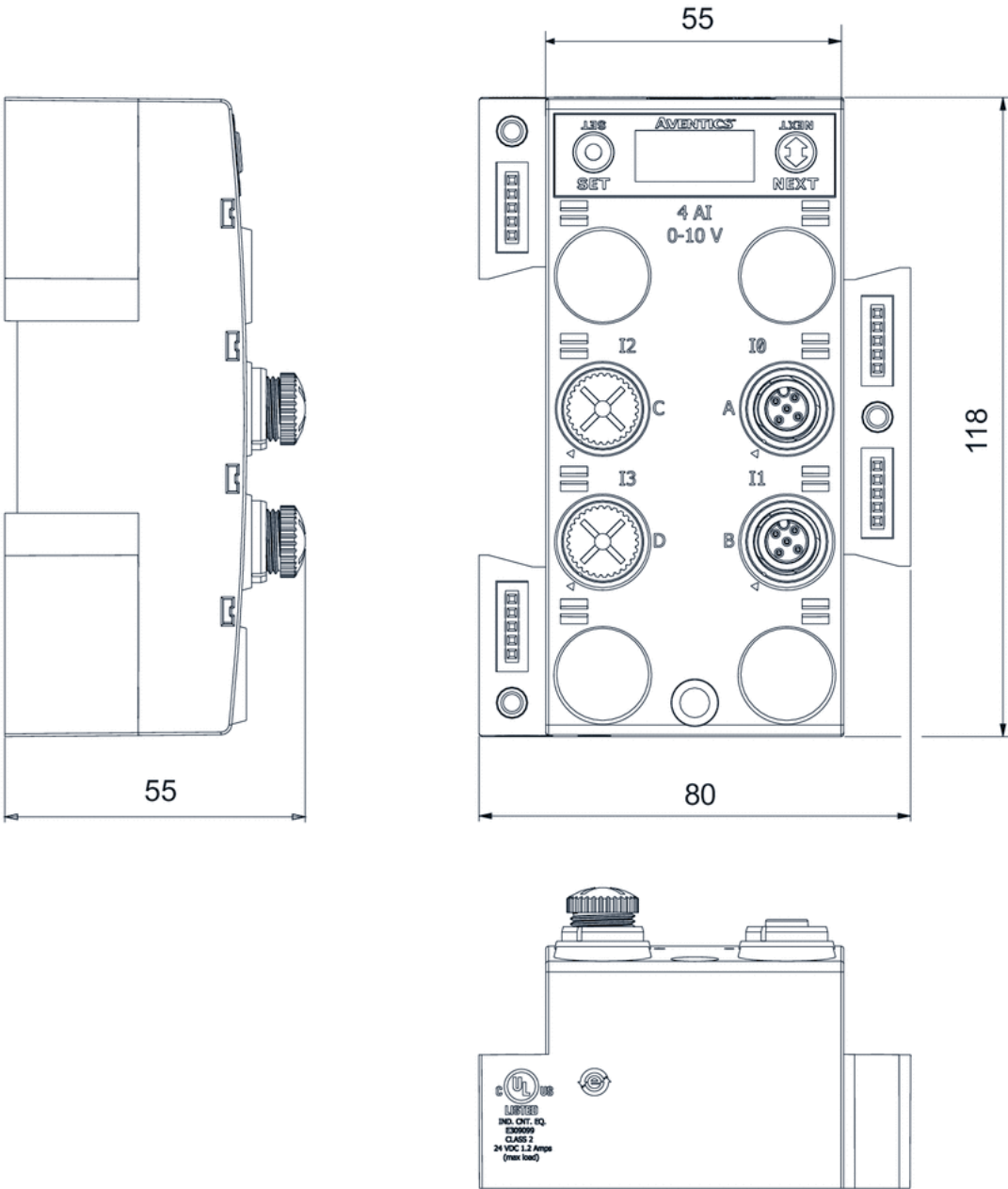
## Technical data

Part No.	Number of inputs
240-326	8

## Technical information

Material	
Housing	Polybutyleneterephthalate

Dimensions



# Bus coupler, Series 580

- CANopen, Central fieldbus connection without I/O function, Power supply plug M12x1, 4-pin
- Bus coupler
- Fieldbus protocol CANopen



Version	Bus coupler
Ambient temperature min./max.	-10 ... 50 °C
Operational voltage electronics	24 V DC
Electronics voltage tolerance	-10% / +10%
Power consumption electronics	0.1 A
Operating voltage, actuators	24 V DC
Total current for actuators	4 A
Protection class	IP65
Number of solenoid coils max.	32
Number of valve positions max.	32
Diagnosis	Short circuit Overvoltage
Weight	0.32 kg

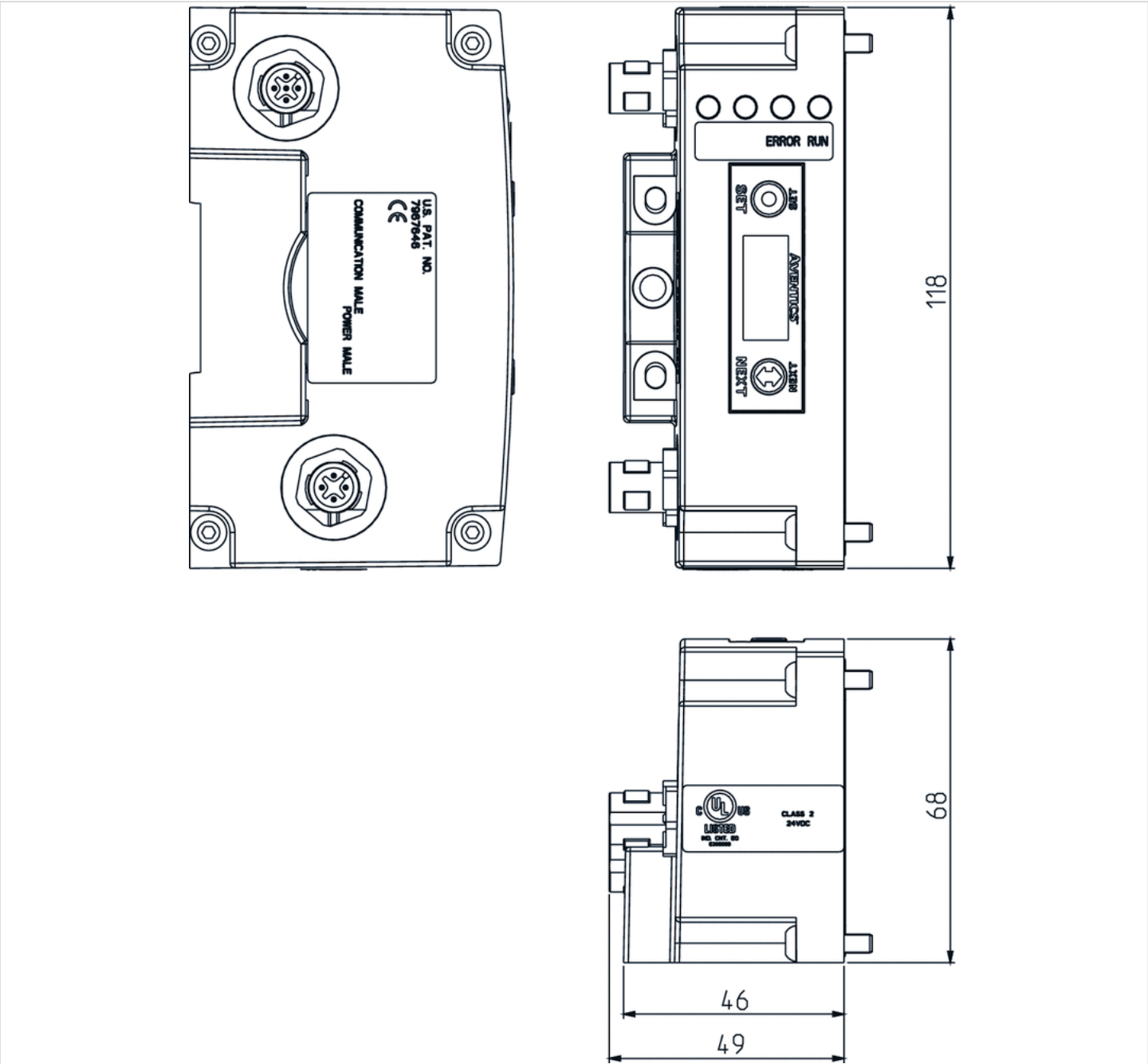
## Technical data

Part No.	Fieldbus protocol	power supply
P580AECO1010A00	CANopen	Plug (male), M12, 4-pin, A-coded

## Technical information

Material	
Housing	Die-cast aluminum

Dimensions





# Series 580

- Central fieldbus connection without I/O function
- Fieldbus protocol DeviceNet



Ambient temperature min./max.	-10 ... 50 °C
Operational voltage electronics	24 V DC
Electronics voltage tolerance	-10% / +10%
Power consumption electronics	0.1 A
Operating voltage, actuators	24 V DC
Total current for actuators	4 A
Protection class	IP65
Number of solenoid coils max.	32
Number of valve positions max.	32
Diagnosis	Short circuit Overvoltage
Weight	0.32 kg

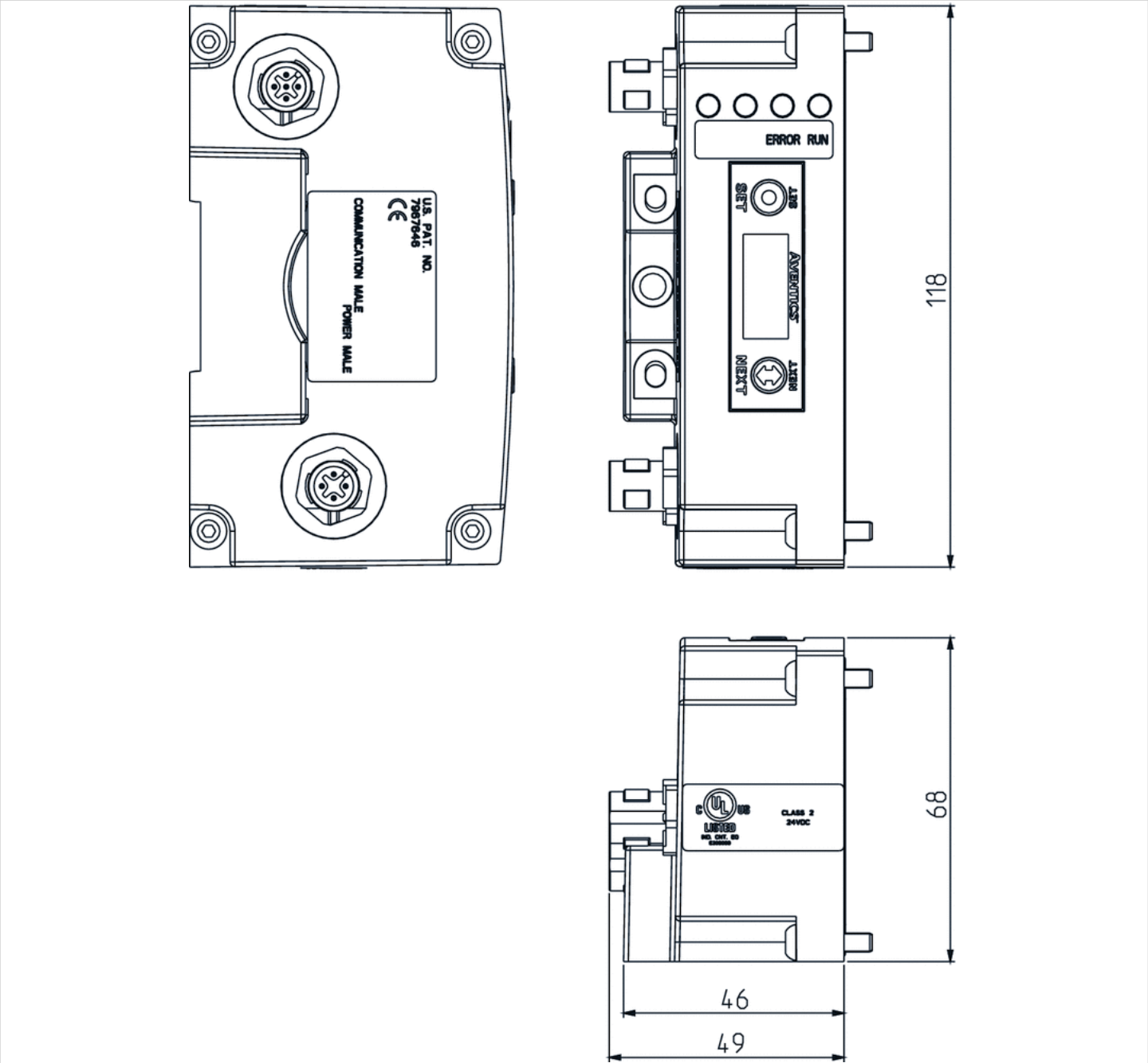
## Technical data

Part No.	Fieldbus protocol	power supply
P580AEDN1010A00	DeviceNet	Plug (male), M12, 4-pin, A-coded

## Technical information

Material	
Housing	Die-cast aluminum

Dimensions



# Series 580

- Central fieldbus connection without I/O function
- Fieldbus protocol EtherCAT



Ambient temperature min./max.	-10 ... 50 °C
Operational voltage electronics	24 V DC
Electronics voltage tolerance	-10% / +10%
Power consumption electronics	0.11 A
Operating voltage, actuators	24 V DC
Total current for actuators	4 A
Protection class	IP65
Number of solenoid coils max.	128
Number of valve positions max.	110
Diagnosis	Short circuit Overvoltage
Weight	0.32 kg

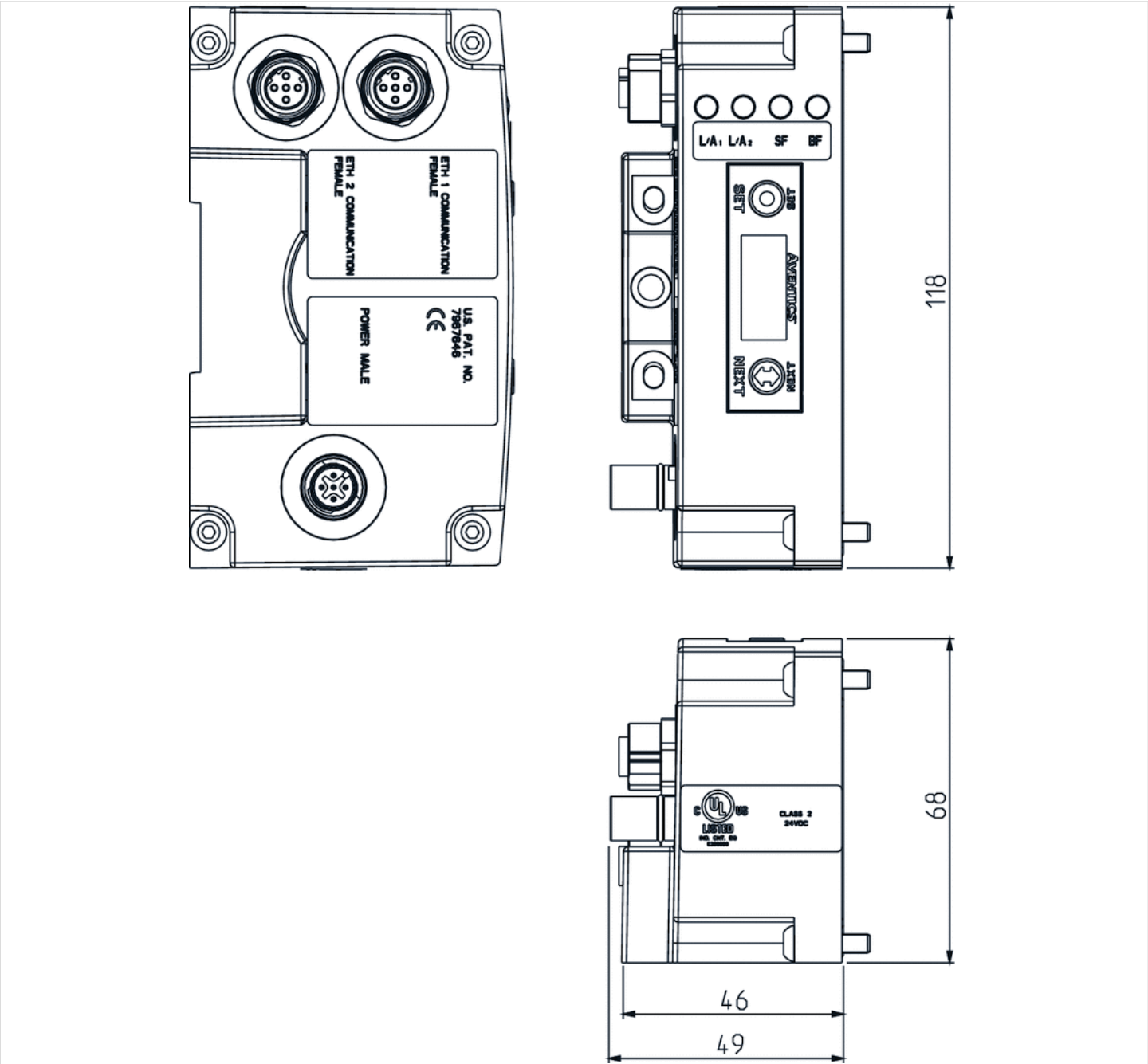
## Technical data

Part No.	Fieldbus protocol	power supply
P580AEEC1010A00	EtherCAT	Plug (male), M12, 5-pin, A-coded

## Technical information

Material	
Housing	Die-cast aluminum

Dimensions



# Series 580

- Central fieldbus connection without I/O function
- Fieldbus protocol Ethernet



Ambient temperature min./max.	-10 ... 50 °C
Operational voltage electronics	24 V DC
Electronics voltage tolerance	-10% / +10%
Power consumption electronics	0.9 A
Operating voltage, actuators	24 V DC
Total current for actuators	4 A
Protection class	IP65
Number of solenoid coils max.	128
Number of valve positions max.	110
Diagnosis	Short circuit Overvoltage
Weight	0.337 kg

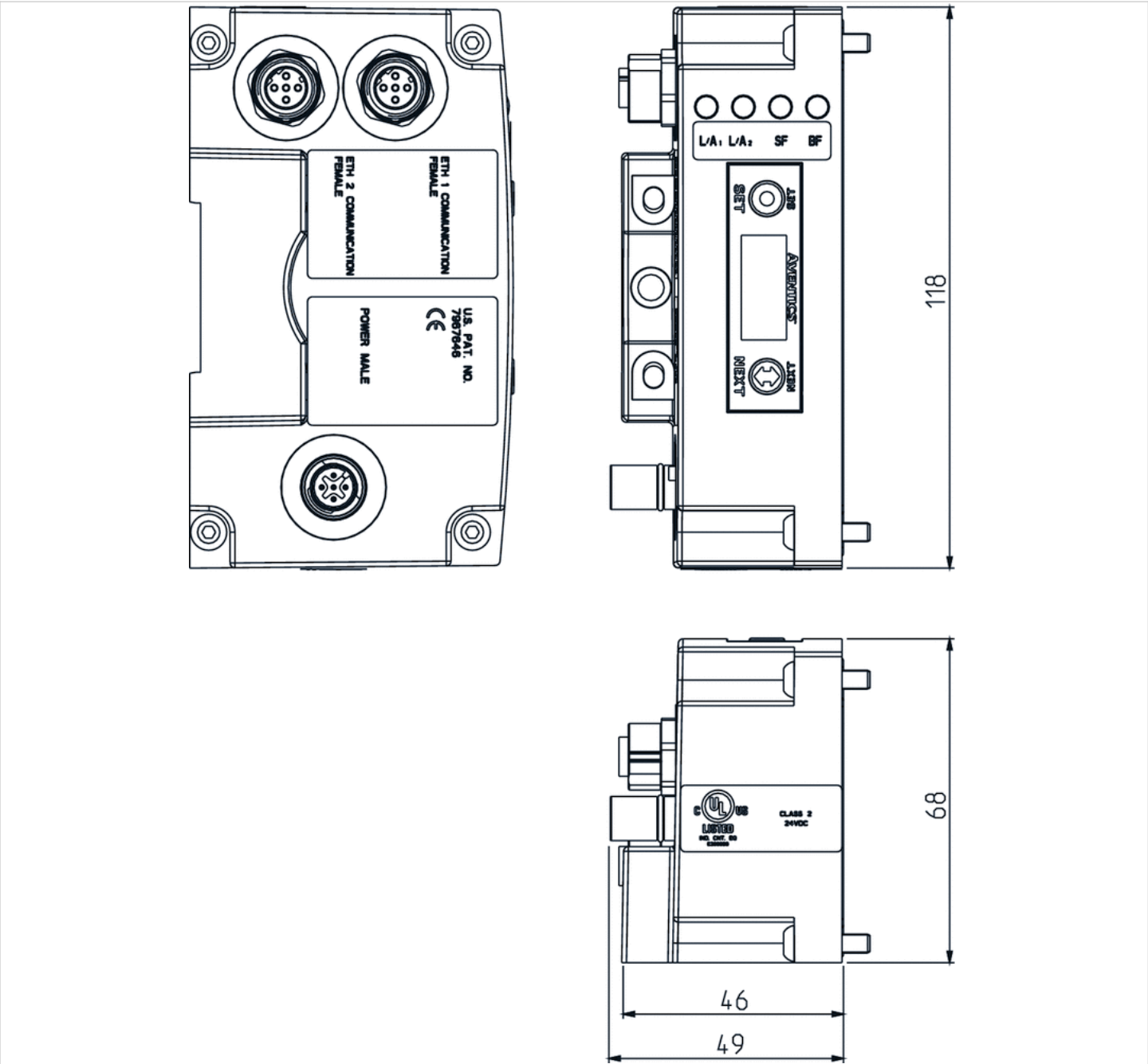
## Technical data

Part No.	Fieldbus protocol	power supply
P580AEED1010A00	Ethernet	Plug (male), M12, 4-pin, A-coded

## Technical information

Material	
Housing	Die-cast aluminum

Dimensions



# Series 580

- Central fieldbus connection without I/O function
- Fieldbus protocol POWERLINK



Ambient temperature min./max.	-10 ... 50 °C
Operational voltage electronics	24 V DC
Electronics voltage tolerance	-10% / +10%
Power consumption electronics	0.11 A
Operating voltage, actuators	24 V DC
Total current for actuators	4 A
Protection class	IP65
Number of solenoid coils max.	128
Number of valve positions max.	110
Diagnosis	Short circuit Overvoltage
Weight	0.328 kg

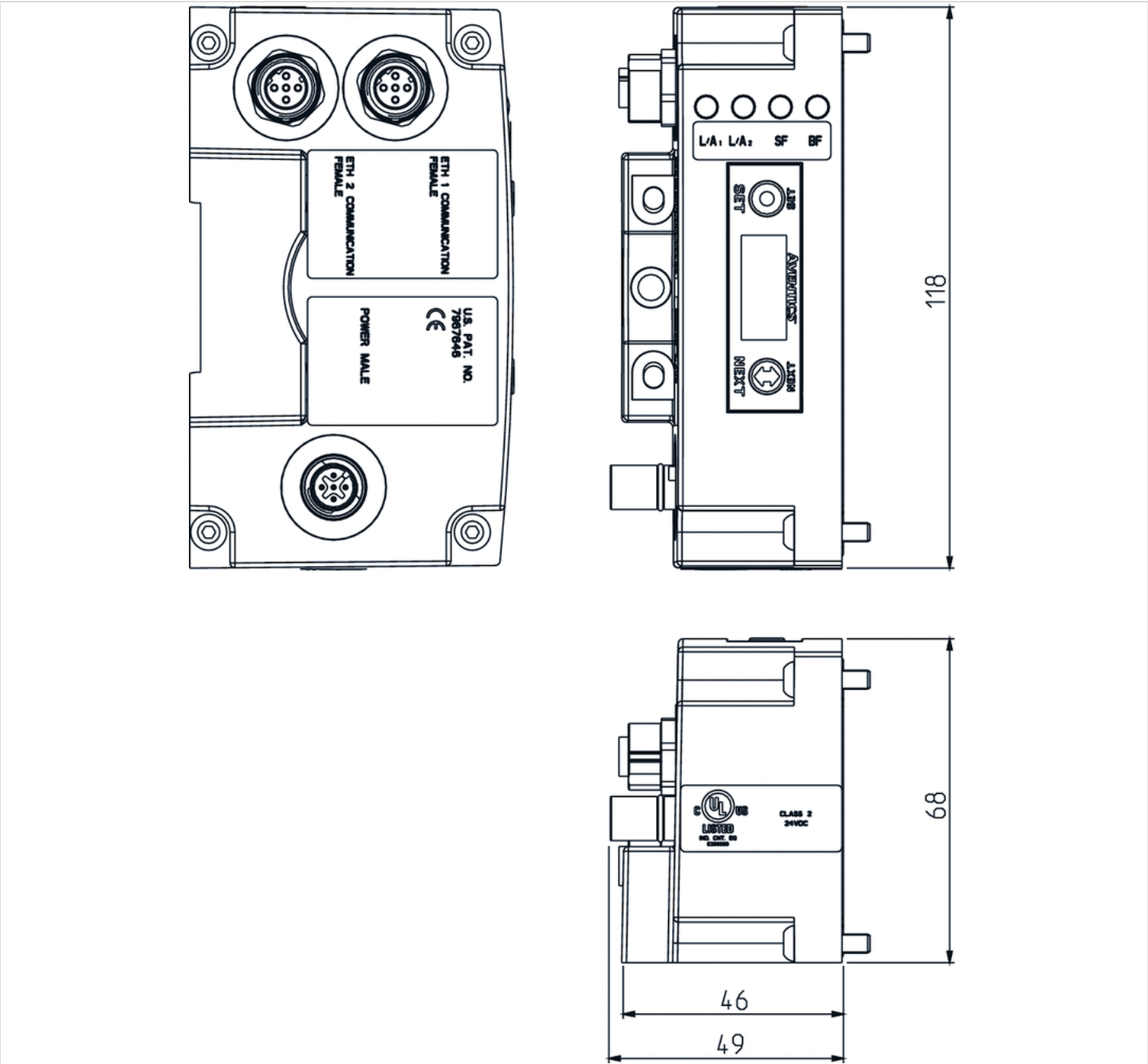
## Technical data

Part No.	Fieldbus protocol	power supply
P580AEPL1010A00	POWERLINK	Plug (male), M12, 4-pin, A-coded

## Technical information

Material	
Housing	Die-cast aluminum

Dimensions





# Series 580

- Central fieldbus connection without I/O function, Power supply plug M12x1, 5-pin, class B
- Fieldbus protocol PROFIBUS DP



Ambient temperature min./max.	-10 ... 50 °C
Operational voltage electronics	24 V DC
Electronics voltage tolerance	-10% / +10%
Power consumption electronics	0.08 A
Operating voltage, actuators	24 V DC
Total current for actuators	4 A
Protection class	IP65
Number of solenoid coils max.	128
Number of valve positions max.	110
Diagnosis	Short circuit Overvoltage
Weight	0.326 kg

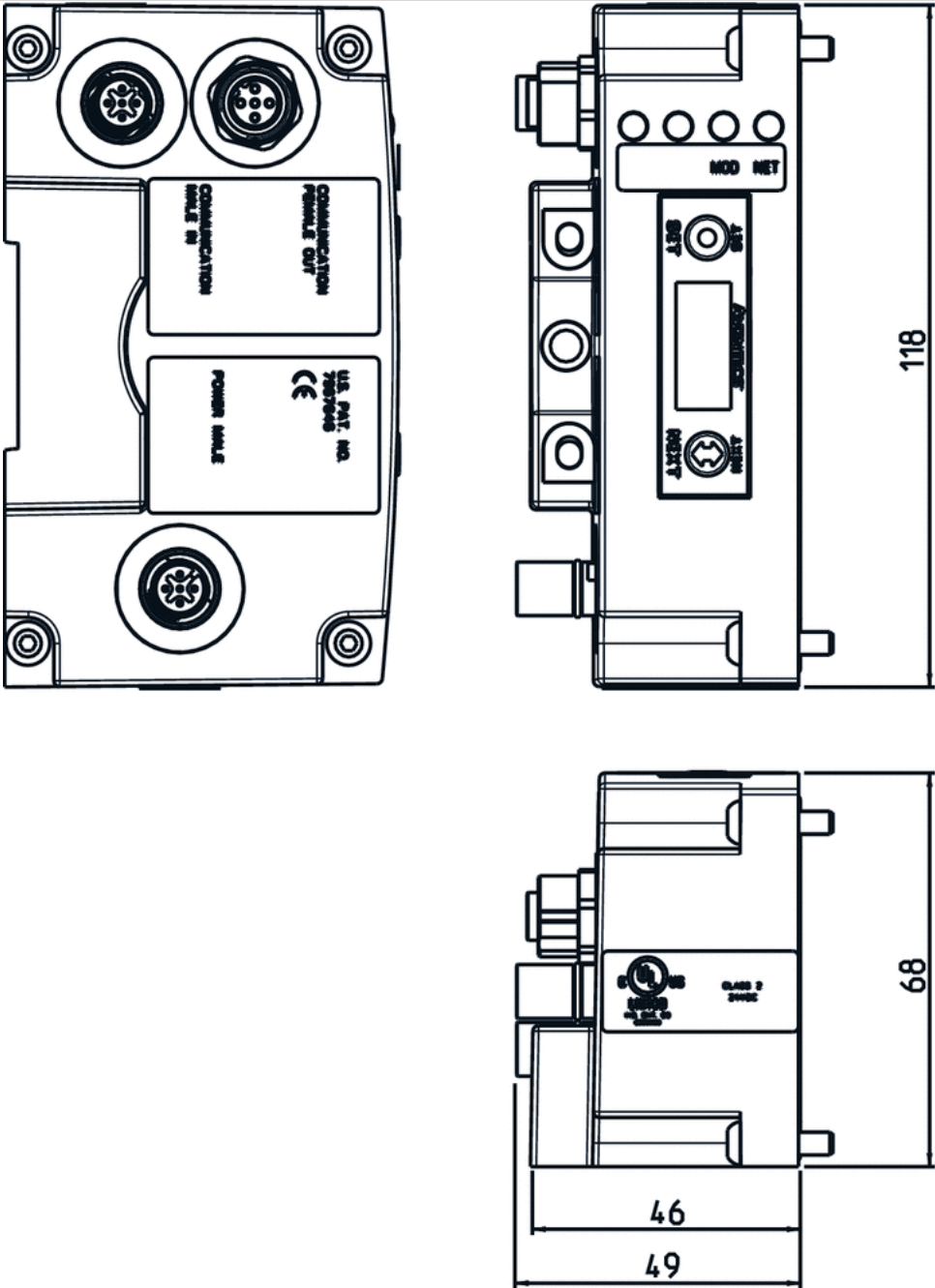
## Technical data

Part No.	Fieldbus protocol	power supply
P580AEPT1010A00	PROFIBUS DP	Plug (male), M12, 5-pin, A-coded

## Technical information

Material	
Housing	Die-cast aluminum

Dimensions



# Series 580

- Central fieldbus connection without I/O function
- Fieldbus protocol Profinet



Ambient temperature min./max.	-10 ... 50 °C
Operational voltage electronics	24 V DC
Electronics voltage tolerance	-10% / +10%
Power consumption electronics	0.11 A
Operating voltage, actuators	24 V DC
Total current for actuators	4 A
Protection class	IP65
Number of solenoid coils max.	128
Number of valve positions max.	110
Diagnosis	Short circuit Overvoltage
Weight	0.335 kg

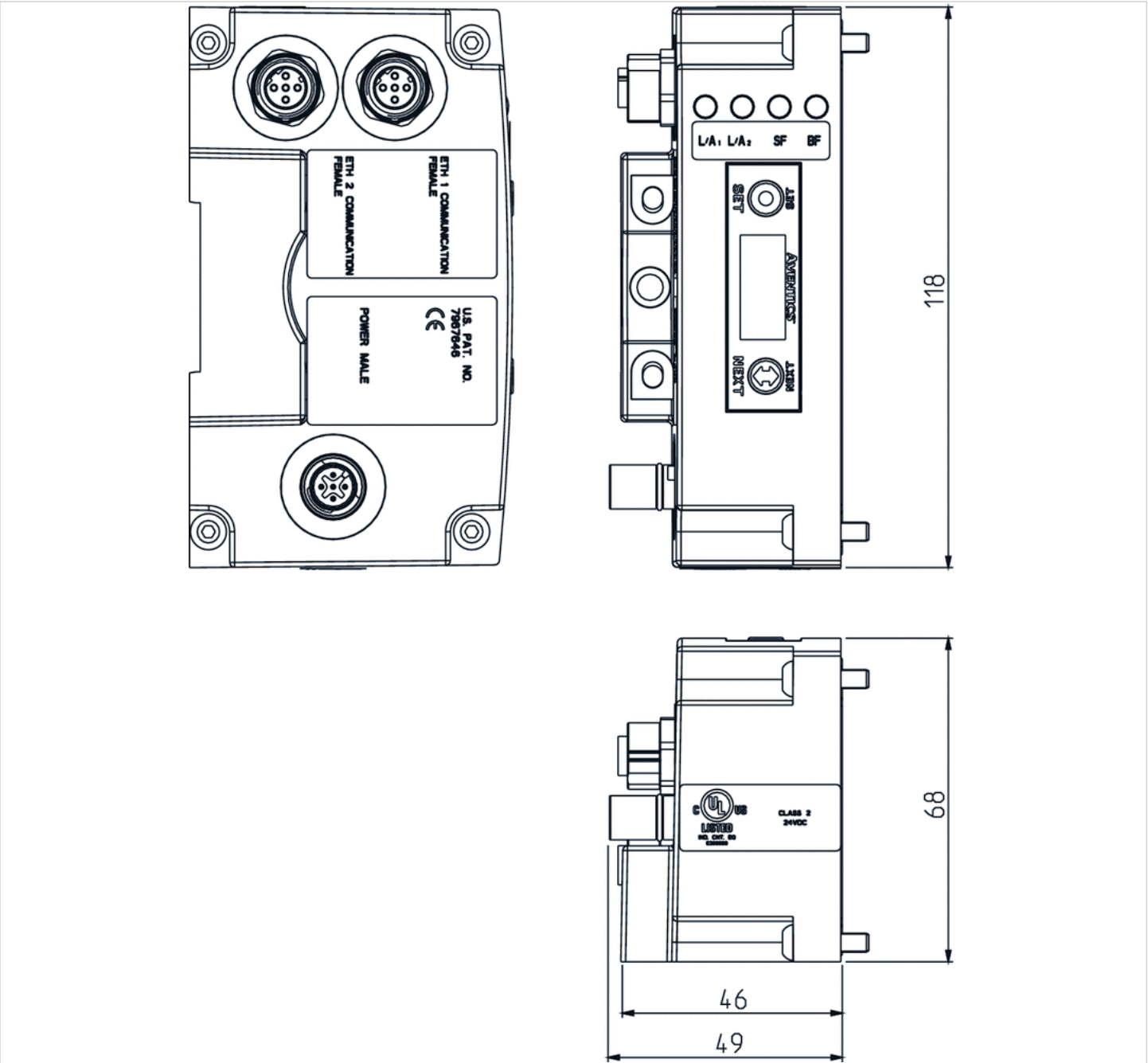
## Technical data

Part No.	Fieldbus protocol	power supply
P580AEPN1010A00	Profinet	Plug (male), M12, 5-pin, A-coded

## Technical information

Material	
Housing	Die-cast aluminum

Dimensions



# Bus coupler, Series 580

- Central fieldbus connection without I/O function, Power supply plug M12x1, 5-pin
- Bus coupler
- Fieldbus protocol Profinet



Version	Bus coupler
Ambient temperature min./max.	-10 ... 50 °C
Operational voltage electronics	24 V DC
Electronics voltage tolerance	-10% / +10%
Power consumption electronics	0.3 A
Operating voltage, actuators	24 V DC
Total current for actuators	4 A
Protection class	IP65
Number of valve positions max.	43
Diagnosis	Short circuit Overvoltage
Weight	0.32 kg

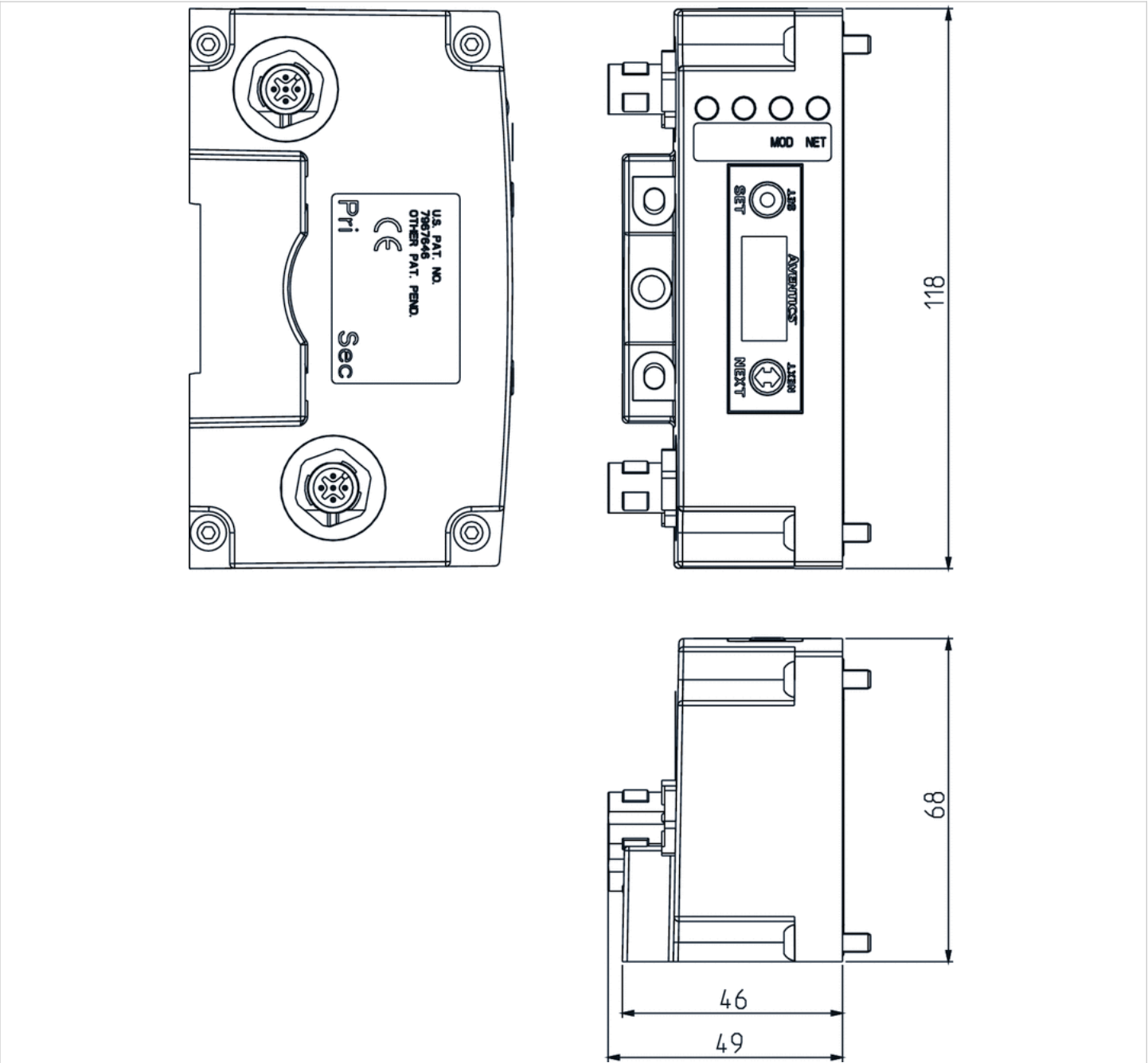
## Technical data

Part No.	Fieldbus protocol	power supply
P580AECH2010A00	Profinet	Plug, M12x1, 5-pin, A-coded

## Technical information

Material	
Housing	Die-cast aluminum

Dimensions



# Series 580

- Central fieldbus connection without I/O function, Power supply plug M12x1, 4-pin
- Bus coupler
- Fieldbus protocol IO-Link



Version	Bus coupler
Ambient temperature min./max.	-10 ... 50 °C
Operational voltage electronics	24 V DC
Electronics voltage tolerance	-10% / +10%
Power consumption electronics	0.04 A
Operating voltage, actuators	24 V DC
Total current for actuators	4 A
Protection class	IP65
Number of solenoid coils max.	32
Number of valve positions max.	32
Diagnosis	Short circuit Overvoltage
I/O connection	M12x1, 5-pin, A-coded
Weight	See table below

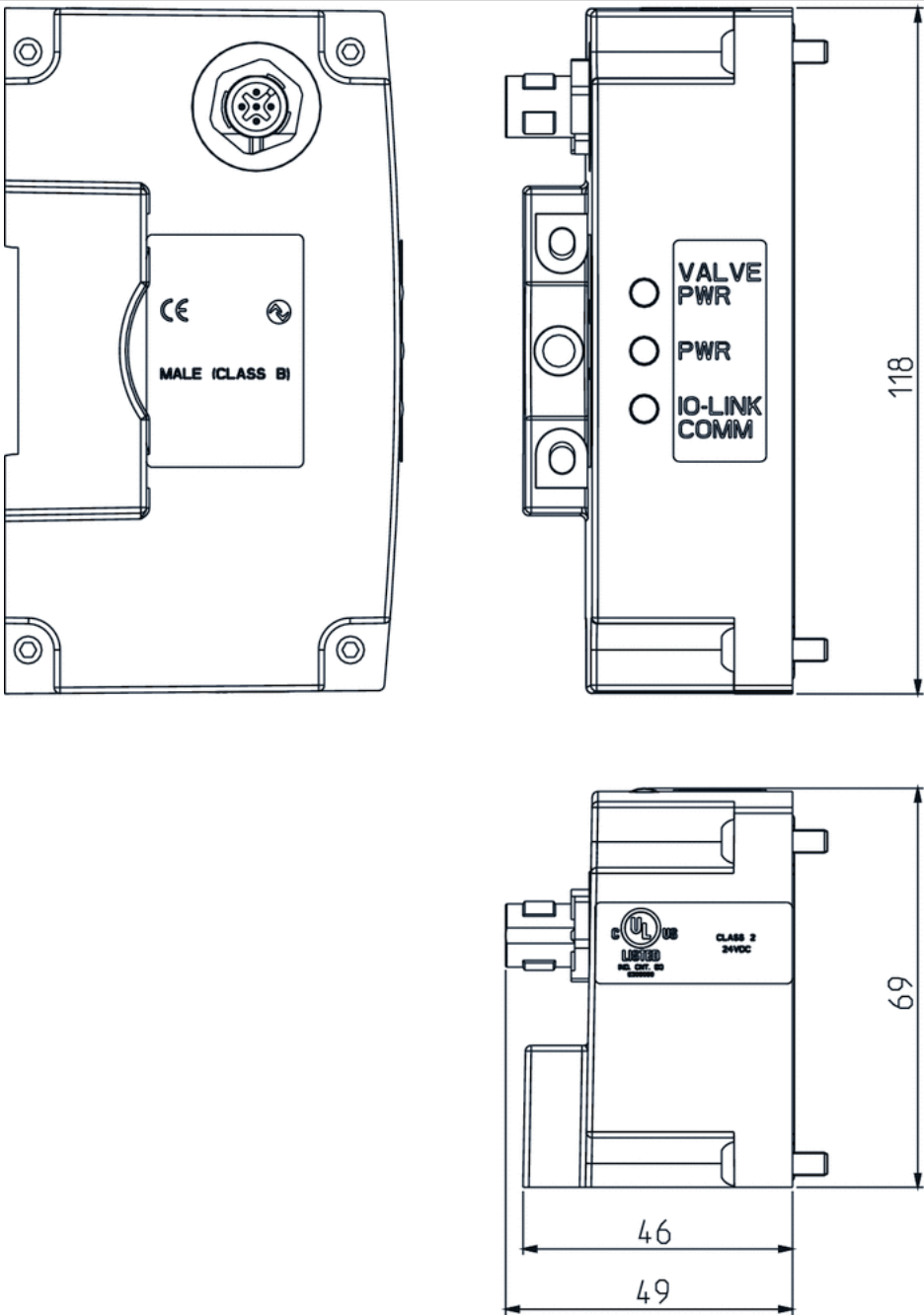
## Technical data

Part No.	Fieldbus protocol	I/O connection	Weight
P580AELM1010A00	IO-Link	M12x1, 5-pin, A-coded	0.298 kg
P580AELM2010A00	IO-Link	M12x1, 5-pin, A-coded	0.303 kg

## Technical information

Material	
Housing	Die-cast aluminum

Dimensions





# Stop plate according to ISO 15407-2 to exchange valve, series 503



Working pressure min./max.	-0.95 ... 10 bar
Ambient temperature min./max.	-10 ... 50 °C
Medium temperature min./max.	-10 ... 50 °C
Medium	Compressed air
Number of valve positions max.	1
Weight	See table below

## Technical data

Part No.	Type	Scope of delivery	Weight
R503AY426707001	-	Sandwich plate, sealing kit, mounting screws	0.237 kg
R503AY426707003	lockable	Sandwich plate, sealing kit, mounting screws	0.352 kg

Delivery includes sealing kit and 1x mounting screw

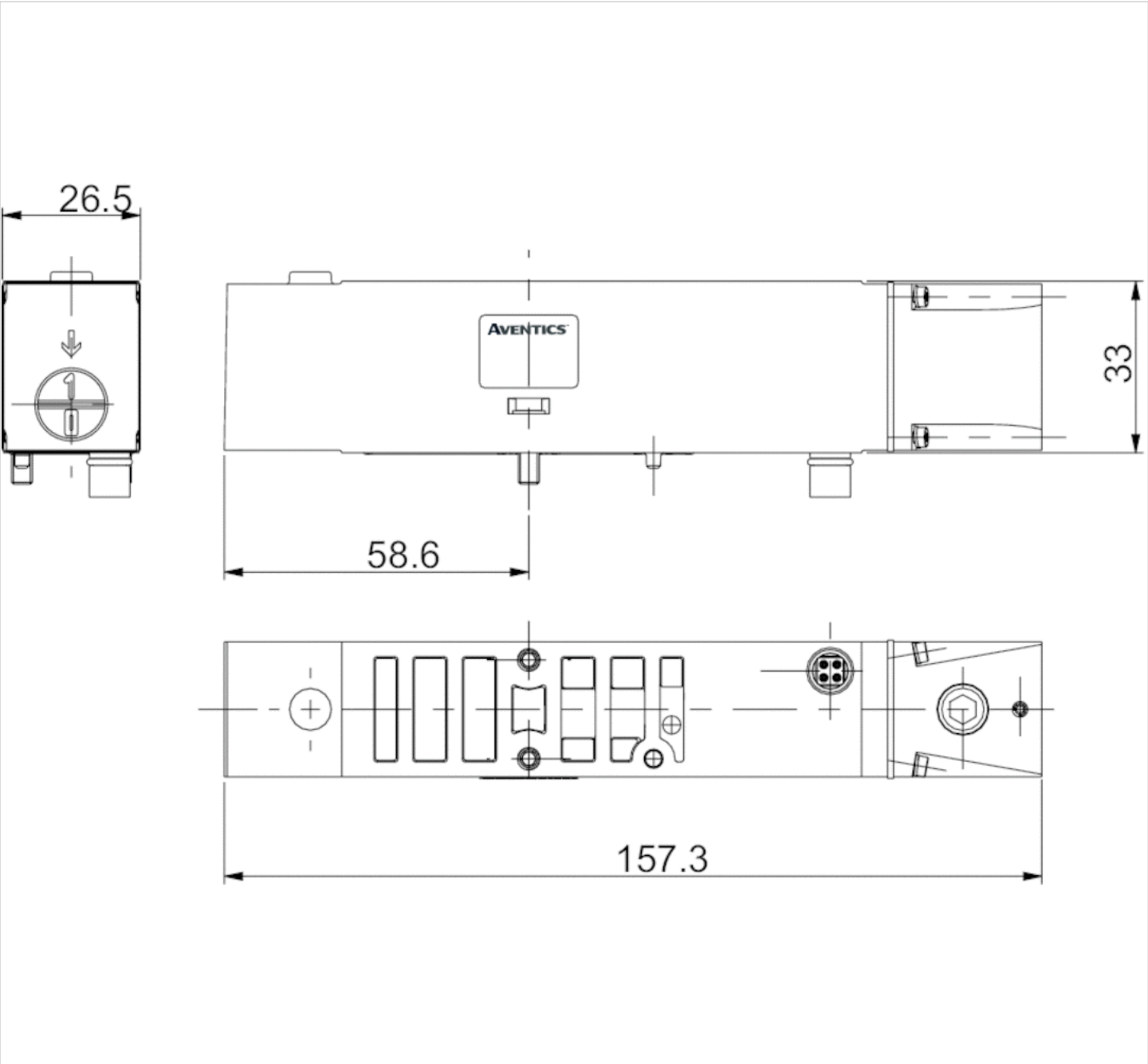
## Technical information

The min. control pressure must be adhered to, since otherwise faulty switching and valve failure may result!  
 The pressure dew point must be at least 15 °C under ambient and medium temperature and may not exceed 3 °C .  
 The oil content of compressed air must remain constant during the life cycle.  
 Use only the approved oils from AVENTICS. Further information can be found in the "Technical information" document (available in the MediaCentre).

## Technical information

Material	
Housing	Die-cast aluminum
Seal	Acrylonitrile butadiene rubber
Screws	Stainless steel

Dimensions



# Stop plate to exchange valve, series 503



Working pressure min./max.	-0.95 ... 10 bar
Ambient temperature min./max.	-10 ... 50 °C
Medium temperature min./max.	-10 ... 50 °C
Medium	Compressed air
Number of valve positions max.	1
Protection class	IP65
Weight	0.237 kg

## Technical data

Part No.	Scope of delivery
R503AY426707002	Sandwich plate, sealing kit, mounting screws

Delivery includes sealing kit and 1x mounting screw

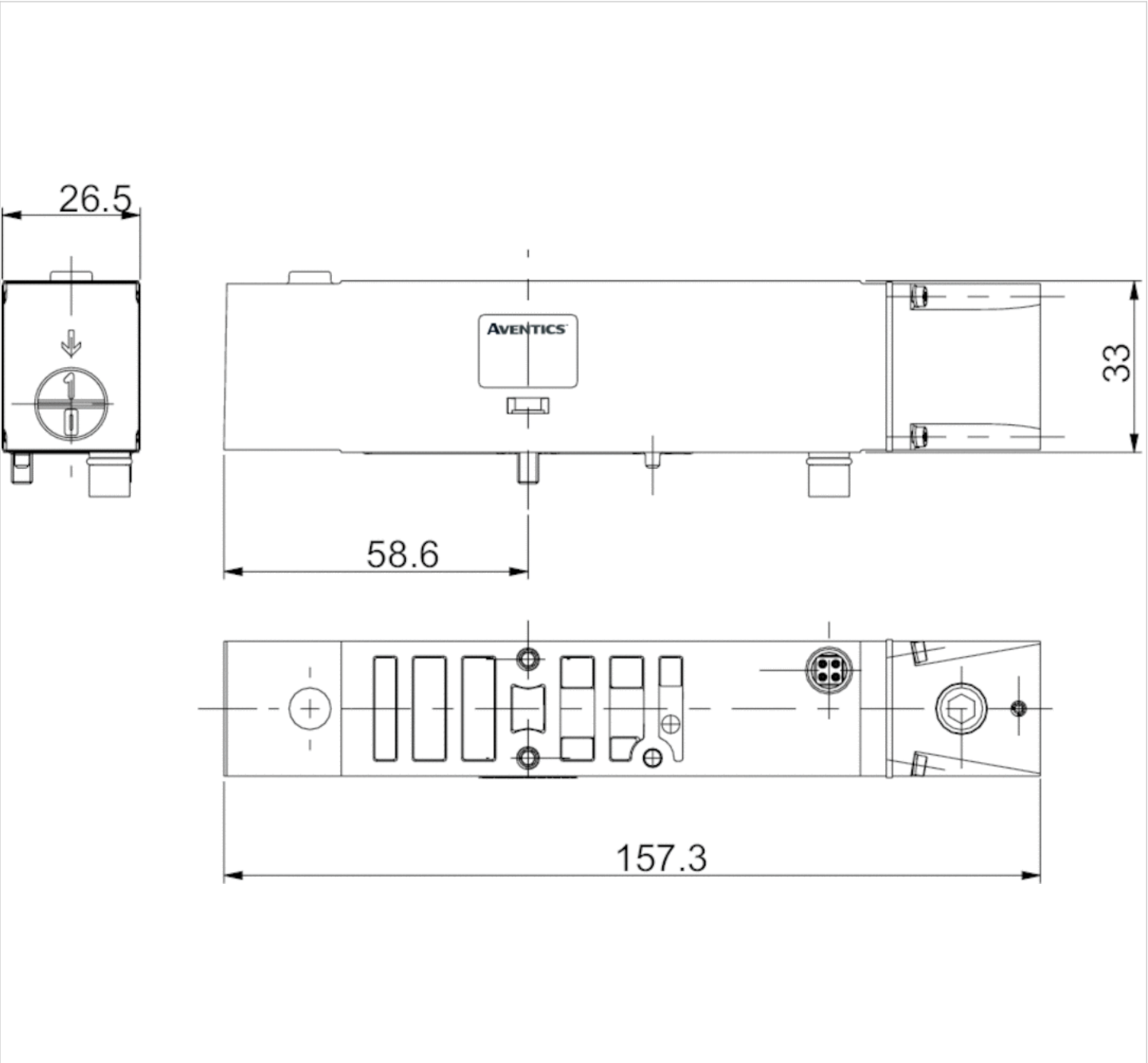
## Technical information

The min. control pressure must be adhered to, since otherwise faulty switching and valve failure may result!  
 The pressure dew point must be at least 15 °C under ambient and medium temperature and may not exceed 3 °C .  
 The oil content of compressed air must remain constant during the life cycle.  
 Use only the approved oils from AVENTICS. Further information can be found in the "Technical information" document (available in the MediaCentre).

## Technical information

Material	
Housing	Die-cast aluminum
Seal	Acrylonitrile butadiene rubber
Screws	Stainless steel

Dimensions



# Blanking plate, series 503



Working pressure min./max.	-0.95 ... 10 bar
Ambient temperature min./max.	-10 ... 50 °C
Medium temperature min./max.	-10 ... 50 °C
Medium	Compressed air
Number of valve positions max.	1
Protection class	IP65
Weight	0.084 kg

## Technical data

Part No.	Scope of delivery
P503AB428359001	Stop plate, sealing kit, mounting screws

Delivery includes sealing kit and 1x mounting screw

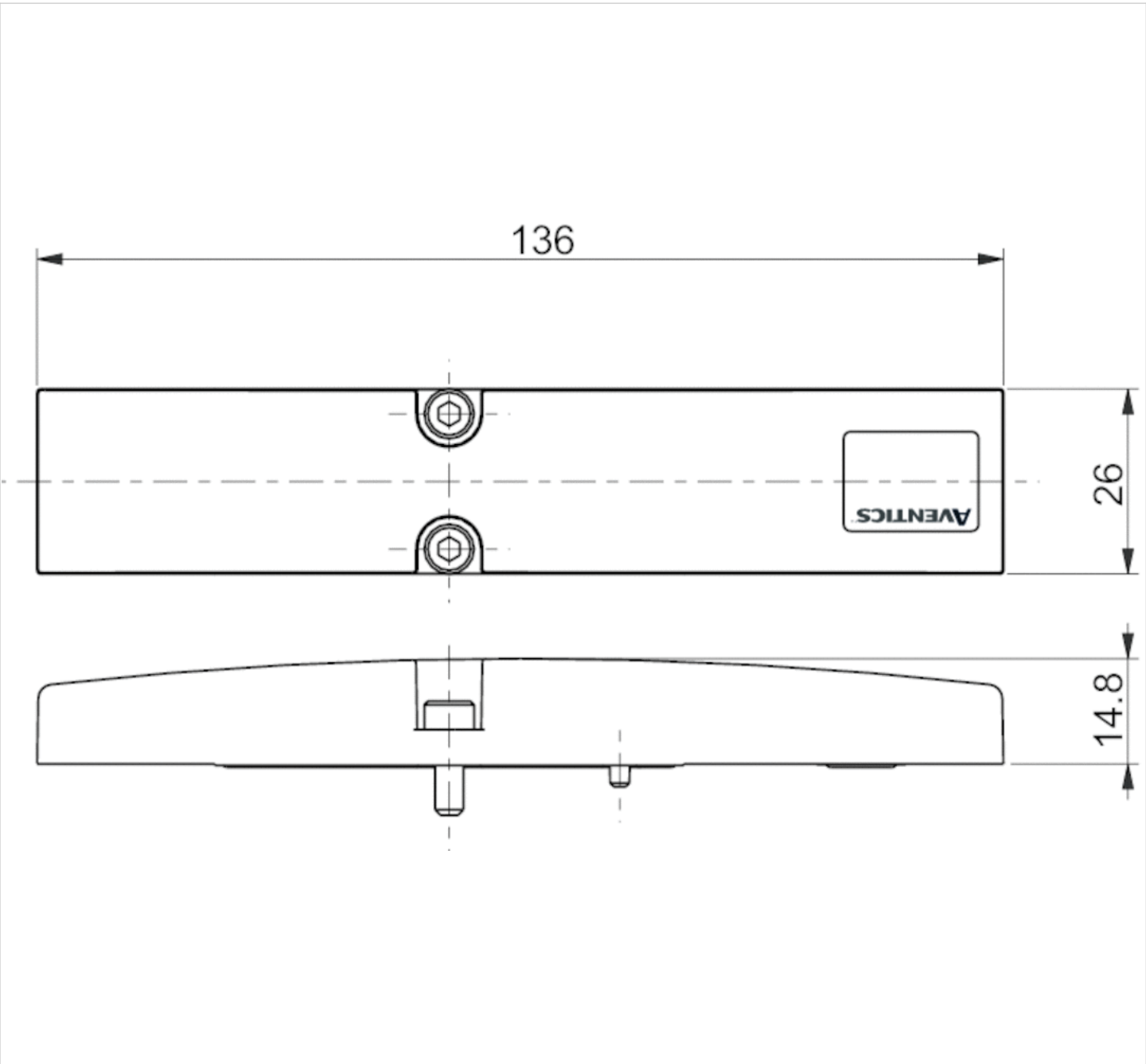
## Technical information

The min. control pressure must be adhered to, since otherwise faulty switching and valve failure may result!  
 The pressure dew point must be at least 15 °C under ambient and medium temperature and may not exceed 3 °C .  
 The oil content of compressed air must remain constant during the life cycle.  
 Use only the approved oils from AVENTICS. Further information can be found in the "Technical information" document (available in the MediaCentre).

## Technical information

Material	
Housing	Die-cast aluminum
Seal	Acrylonitrile butadiene rubber
Screws	galvanized steel

Dimensions



# Blanking plate



Working pressure min./max.	-0.95 ... 10 bar
Ambient temperature min./max.	-10 ... 50 °C
Medium temperature min./max.	-10 ... 50 °C
Medium	Compressed air
Number of valve positions max.	1
Protection class	IP65
Weight	0.248 kg

## Technical data

Part No.	Scope of delivery
R503AS425575001	Sandwich plate, sealing kit, mounting screws

Delivery includes sealing kit and 1x mounting screw

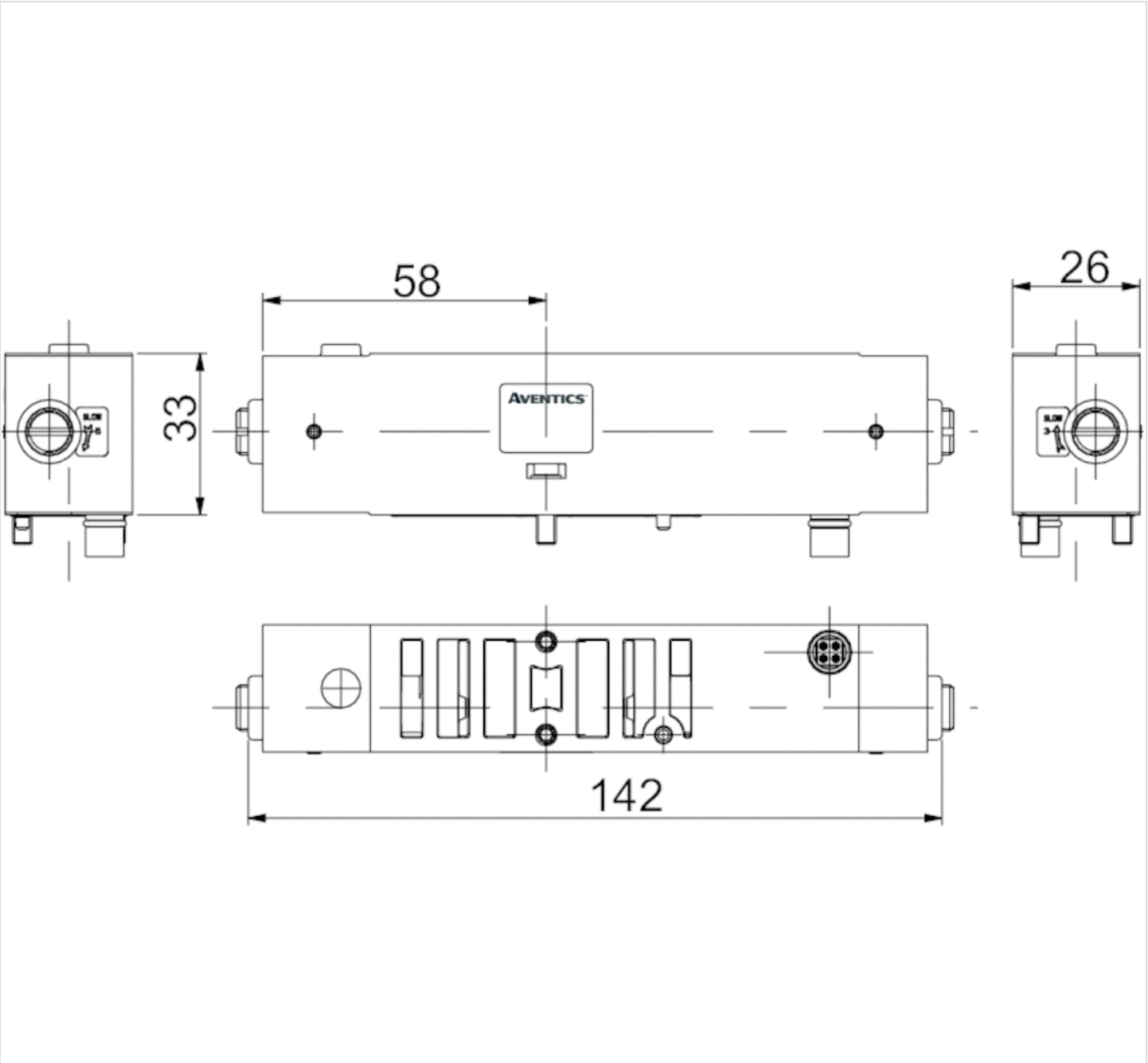
## Technical information

The min. control pressure must be adhered to, since otherwise faulty switching and valve failure may result!  
 The pressure dew point must be at least 15 °C under ambient and medium temperature and may not exceed 3 °C .  
 The oil content of compressed air must remain constant during the life cycle.  
 Use only the approved oils from AVENTICS. Further information can be found in the "Technical information" document (available in the MediaCentre).

## Technical information

Material	
Housing	Die-cast aluminum
Seal	Acrylonitrile butadiene rubber
Screws	Stainless steel

Dimensions





# Throttle plate, series 503



Working pressure min./max.	-0.95 ... 10 bar
Ambient temperature min./max.	-10 ... 50 °C
Medium temperature min./max.	-10 ... 50 °C
Medium	Compressed air
Number of valve positions max.	1
Protection class	IP65
Weight	0.028 kg

## Technical data

Part No.	Scope of delivery
R503AS425575002	Sandwich plate, sealing kit, mounting screws

Delivery includes sealing kit and 1x mounting screw

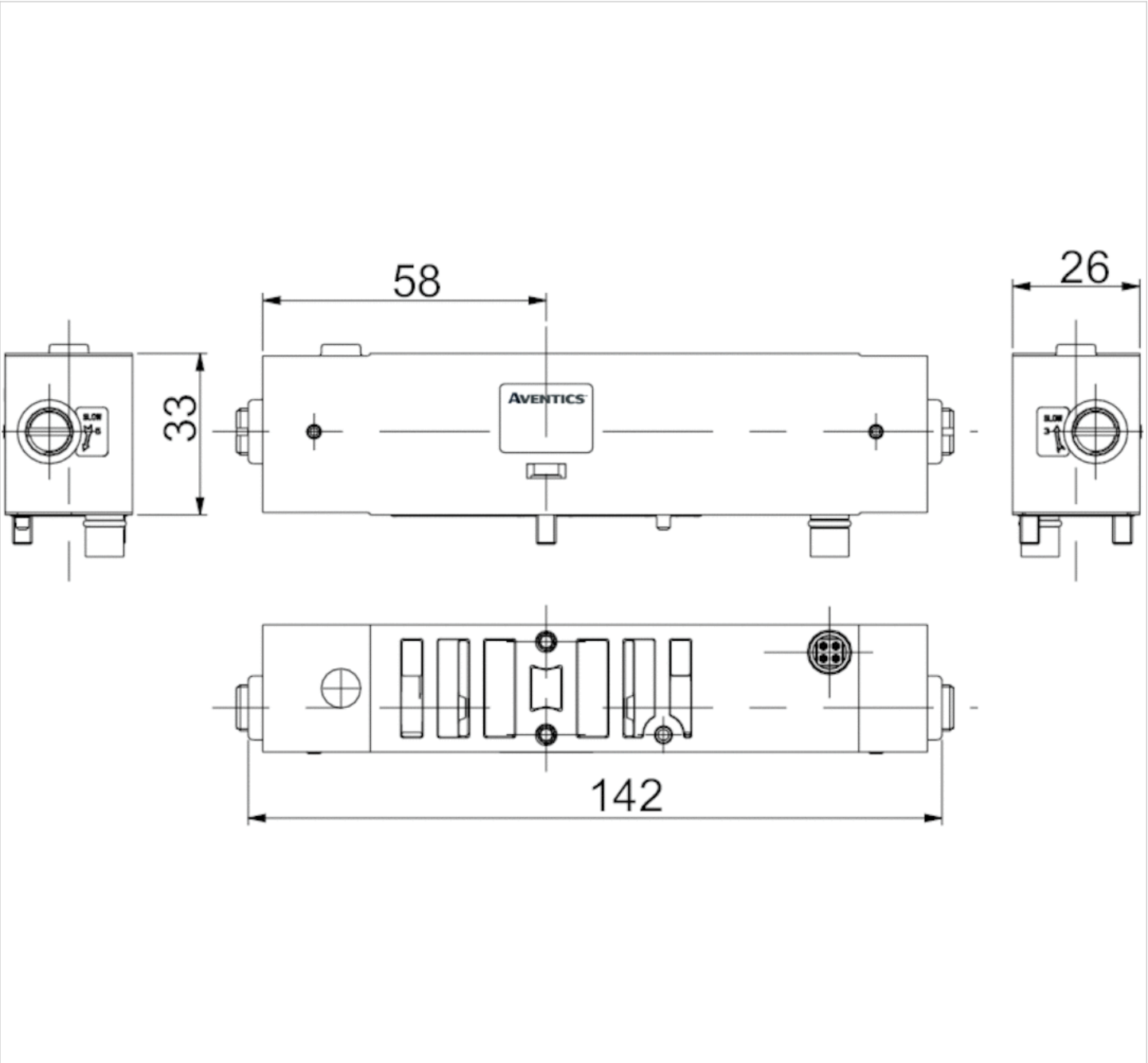
## Technical information

The min. control pressure must be adhered to, since otherwise faulty switching and valve failure may result!  
 The pressure dew point must be at least 15 °C under ambient and medium temperature and may not exceed 3 °C .  
 The oil content of compressed air must remain constant during the life cycle.  
 Use only the approved oils from AVENTICS. Further information can be found in the "Technical information" document (available in the MediaCentre).

## Technical information

Material	
Housing	Die-cast aluminum
Seal	Acrylonitrile butadiene rubber
Screws	Stainless steel

Dimensions



# Pressure plate for additional pressure supply, series 503



Working pressure min./max.	-0.95 ... 10 bar
Ambient temperature min./max.	-10 ... 50 °C
Medium temperature min./max.	-10 ... 50 °C
Medium	Compressed air
Number of valve positions max.	1
Protection class	IP65
Weight	0.028 kg

## Technical data

Part No.	Scope of delivery
G503AW428300004	Sandwich plate, sealing kit, mounting screws

Part No.	Compressed air connection Input [1]
G503AW428300004	G 1/4

Delivery includes sealing kit and 1x mounting screw

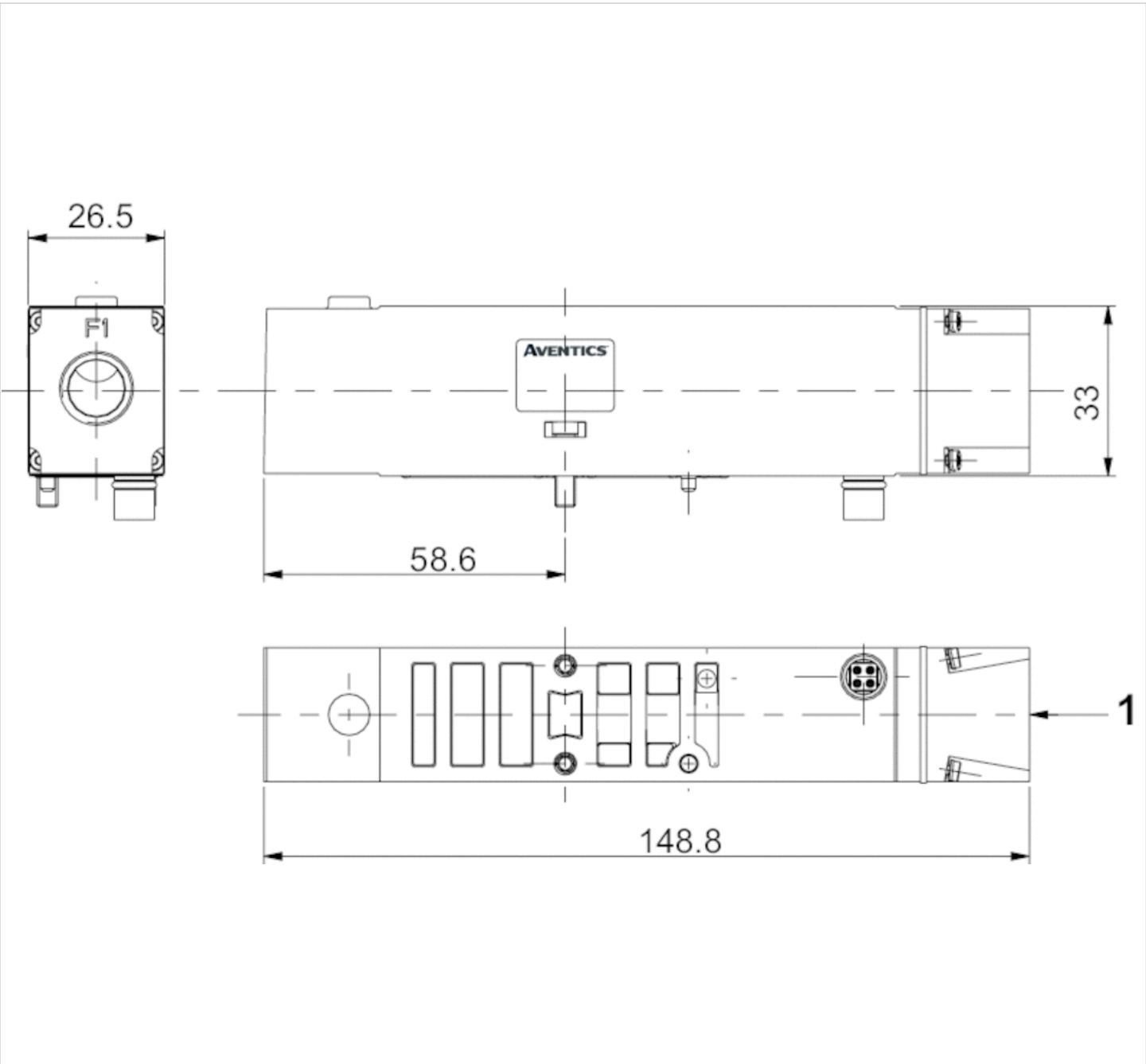
## Technical information

The min. control pressure must be adhered to, since otherwise faulty switching and valve failure may result!  
 The pressure dew point must be at least 15 °C under ambient and medium temperature and may not exceed 3 °C .  
 The oil content of compressed air must remain constant during the life cycle.  
 Use only the approved oils from AVENTICS. Further information can be found in the "Technical information" document (available in the MediaCentre).

## Technical information

Material	
Housing	Die-cast aluminum
Seal	Acrylonitrile butadiene rubber
Screws	Stainless steel

Dimensions



# Pressure plate ISO 15407-2 for additional pressure supply, series 503



Working pressure min./max.	-0.95 ... 10 bar
Ambient temperature min./max.	-10 ... 50 °C
Medium temperature min./max.	-10 ... 50 °C
Medium	Compressed air
Number of valve positions max.	1
Protection class	IP65
Weight	0.028 kg

## Technical data

Part No.	Scope of delivery
G503AW428300003	Sandwich plate, sealing kit, mounting screws

Part No.	Compressed air connection Input [1]
G503AW428300003	G 1/4

Delivery includes sealing kit and 1x mounting screw

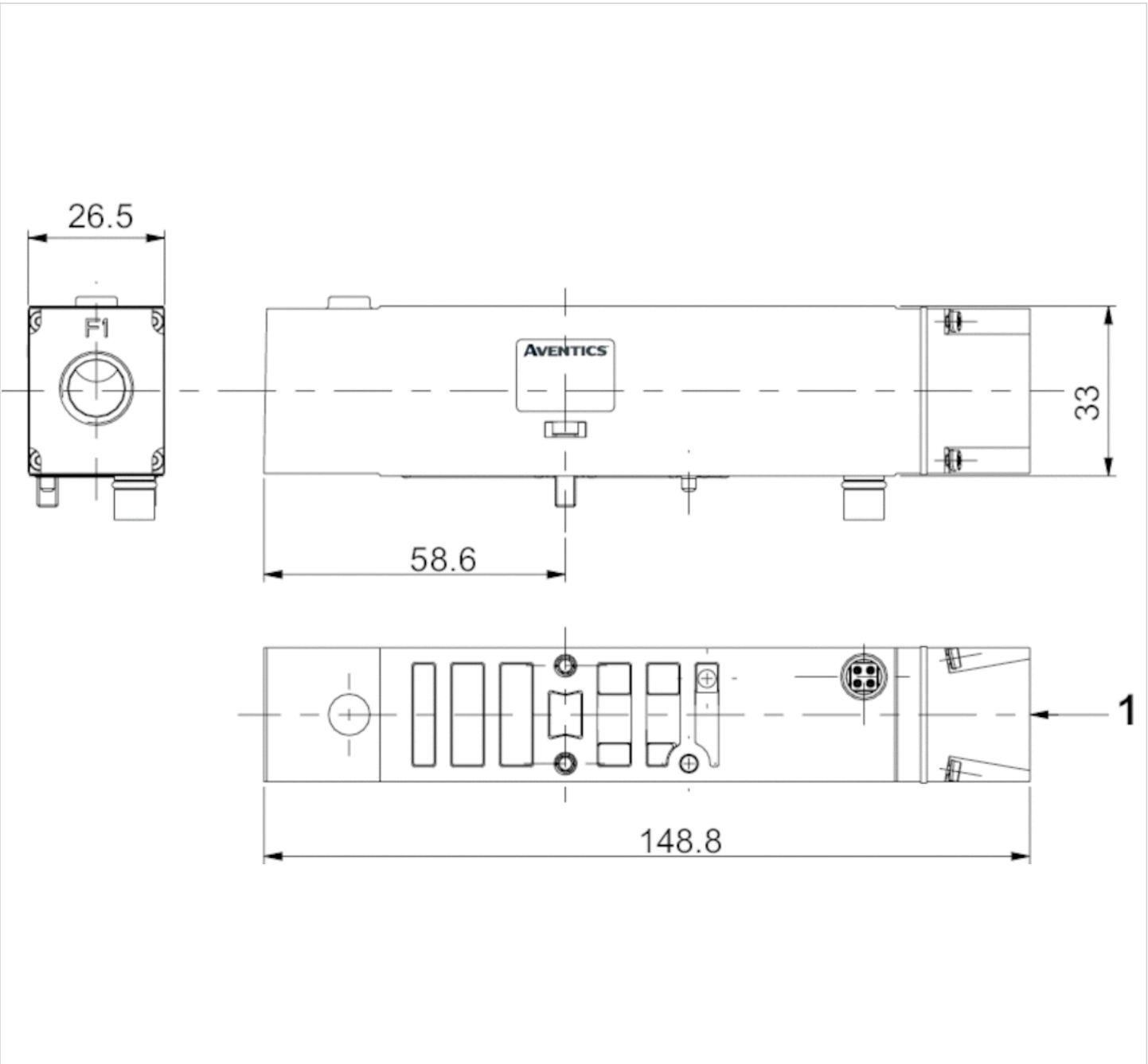
## Technical information

The min. control pressure must be adhered to, since otherwise faulty switching and valve failure may result!  
 The pressure dew point must be at least 15 °C under ambient and medium temperature and may not exceed 3 °C .  
 The oil content of compressed air must remain constant during the life cycle.  
 Use only the approved oils from AVENTICS. Further information can be found in the "Technical information" document (available in the MediaCentre).

## Technical information

Material	
Housing	Die-cast aluminum
Seal	Nitrile rubber
Screws	Stainless steel

Dimensions



# End plate, series 503



Working pressure min./max.	-0.95 ... 10 bar
Ambient temperature min./max.	-10 ... 50 °C
Medium temperature min./max.	-10 ... 50 °C
Medium	Compressed air
Protection class	IP65
Weight	1.33 kg

## Technical data

Part No.	Scope of delivery
G503AK428327013	Left and right end plate, sealing kit, mounting screws

Part No.	Compressed air connection Input [1]	Compressed air connection Exhaust [3 / 5]
G503AK428327013	G 3/8	G 3/8

Delivery includes sealing kit and 1x mounting screw

## Technical information

The min. control pressure must be adhered to, since otherwise faulty switching and valve failure may result!

The pressure dew point must be at least 15 °C under ambient and medium temperature and may not exceed 3 °C .

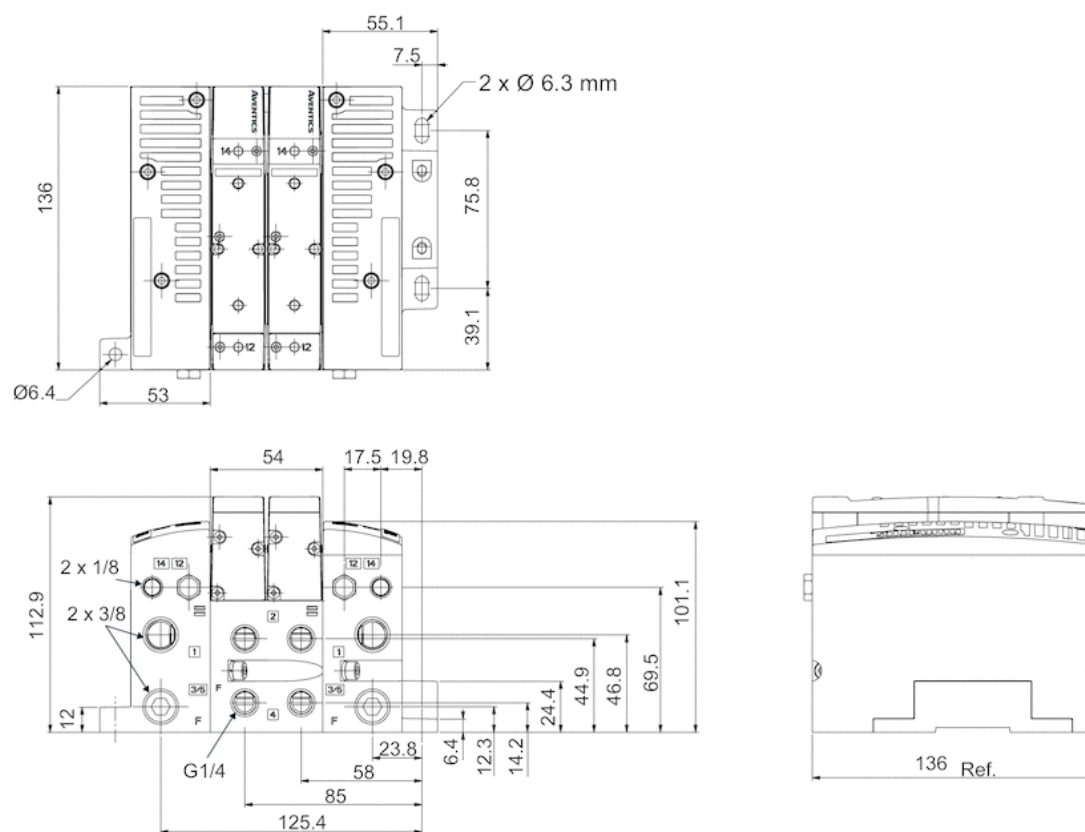
The oil content of compressed air must remain constant during the life cycle.

Use only the approved oils from AVENTICS. Further information can be found in the "Technical information" document (available in the MediaCentre).

## Technical information

Material	
Housing	Die-cast aluminum
Seal	Acrylonitrile butadiene rubber
Screws	galvanized steel

## Dimensions





# Exhaust plate for vertical stacking assembly, series 503



Working pressure min./max.	-0.95 ... 10 bar
Ambient temperature min./max.	-10 ... 50 °C
Medium temperature min./max.	-10 ... 50 °C
Medium	Compressed air
Number of valve positions max.	1
Protection class	IP65
Weight	0.241 kg

## Technical data

Part No.	Scope of delivery
G503AX428300002	Sandwich plate, sealing kit, mounting screws

Part No.	Compressed air connection Exhaust [3 / 5]
G503AX428300002	G 1/4

Delivery includes sealing kit and 1x mounting screw

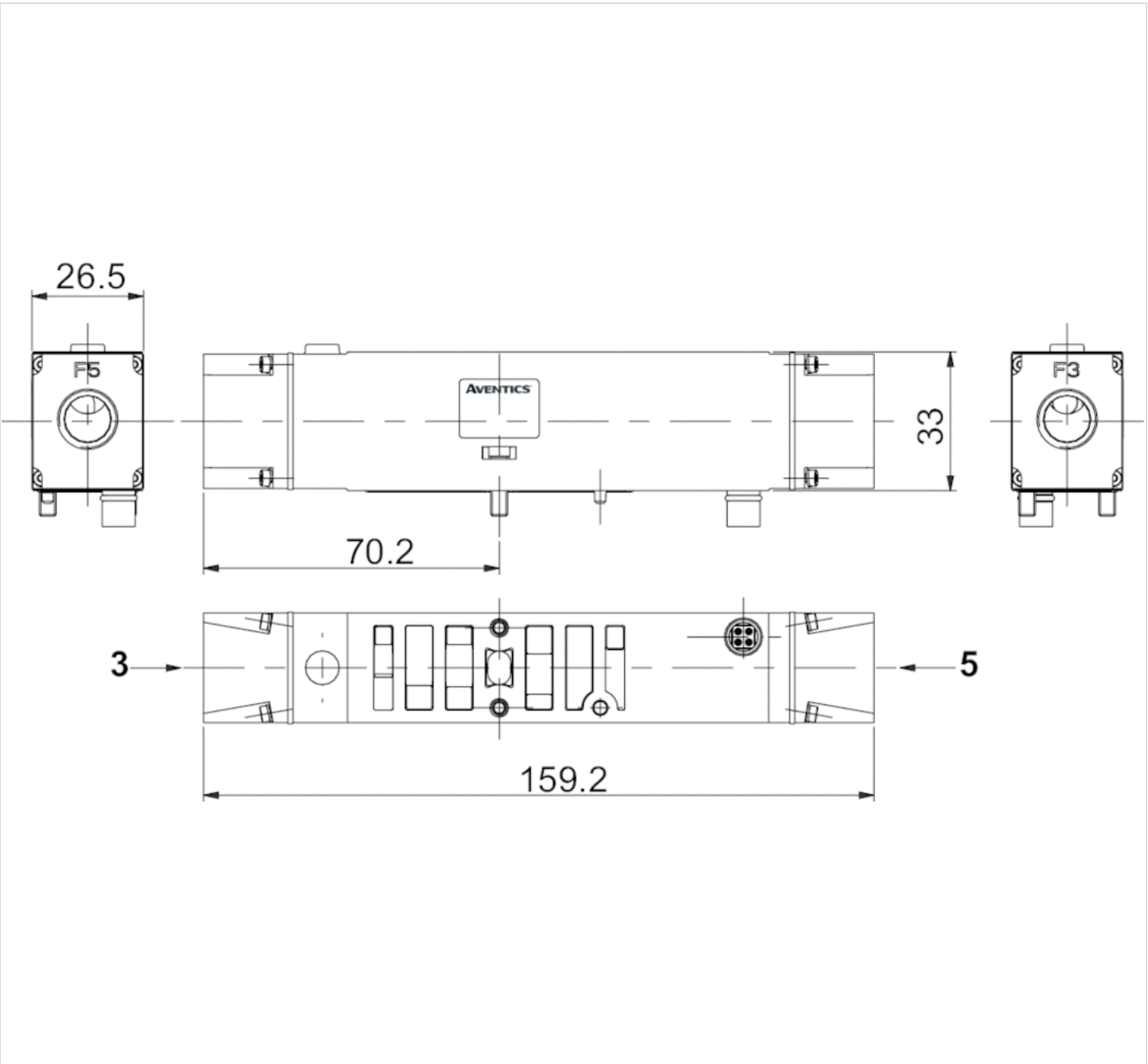
## Technical information

The min. control pressure must be adhered to, since otherwise faulty switching and valve failure may result!  
 The pressure dew point must be at least 15 °C under ambient and medium temperature and may not exceed 3 °C .  
 The oil content of compressed air must remain constant during the life cycle.  
 Use only the approved oils from AVENTICS. Further information can be found in the "Technical information" document (available in the MediaCentre).

## Technical information

Material	
Housing	Die-cast aluminum
Seal	Acrylonitrile butadiene rubber
Screws	Stainless steel

Dimensions



# Exhaust plate ISO 15407-2 for vertical stacking assembly, series 503



Working pressure min./max.	-0.95 ... 10 bar
Ambient temperature min./max.	-10 ... 50 °C
Medium temperature min./max.	-10 ... 50 °C
Medium	Compressed air
Number of valve positions max.	1
Protection class	IP65
Weight	0.241 kg

## Technical data

Part No.	Scope of delivery
G503AX428300001	Sandwich plate, sealing kit, mounting screws

Part No.	Compressed air connection Exhaust [3 / 5]
G503AX428300001	G 1/4

Delivery includes sealing kit and 1x mounting screw

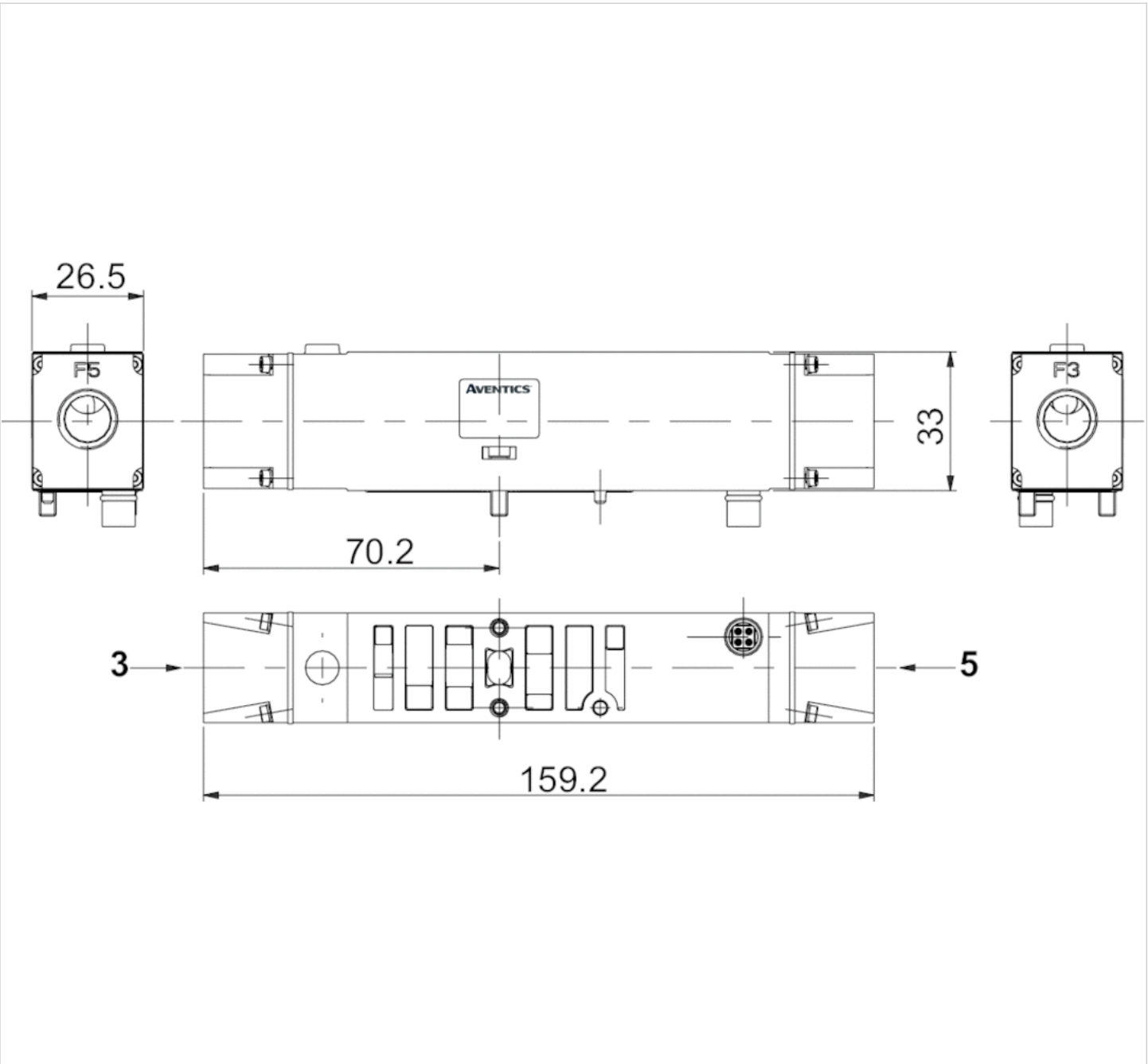
## Technical information

The min. control pressure must be adhered to, since otherwise faulty switching and valve failure may result!  
 The pressure dew point must be at least 15 °C under ambient and medium temperature and may not exceed 3 °C .  
 The oil content of compressed air must remain constant during the life cycle.  
 Use only the approved oils from AVENTICS. Further information can be found in the "Technical information" document (available in the MediaCentre).

## Technical information

Material	
Housing	Die-cast aluminum
Seal	Acrylonitrile butadiene rubber
Screws	Stainless steel

Dimensions



# Base plate with optimized flow, series 503

- Compressed air connection output G 1/4

Working pressure min./max.	-0.95 ... 10 bar
Ambient temperature min./max.	-10 ... 50 °C
Medium temperature min./max.	-10 ... 50 °C
Medium	Compressed air
Number of valve positions max.	2
Protection class	IP65
Weight	0.564 kg

## Technical data

Part No.	Scope of delivery
G503AMS22MA001	Connection plate, sealing kit, mounting screws
G503AMM22MA001	Connection plate, sealing kit, mounting screws

Part No.	Compressed air connection Output [2 / 4]	Compressed air connection Pilot connection [12]
G503AMS22MA001	G 1/4	G 1/8
G503AMM22MA001	G 1/4	G 1/8

Part No.	Compressed air connection Pilot control exhaust [R]
G503AMS22MA001	G 1/8
G503AMM22MA001	G 1/8

Delivery includes sealing kit and 1x mounting screw

## Technical information

The min. control pressure must be adhered to, since otherwise faulty switching and valve failure may result!  
 The pressure dew point must be at least 15 °C under ambient and medium temperature and may not exceed 3 °C .  
 The oil content of compressed air must remain constant during the life cycle.  
 Use only the approved oils from AVENTICS. Further information can be found in the "Technical information" document (available in the MediaCentre).

## Technical information

Material	
Housing	Die-cast aluminum
Seal	Acrylonitrile butadiene rubber
Screws	galvanized steel

# Base plate according to ISO 15407-2, series 503

Working pressure min./max.	-0.95 ... 10 bar
Ambient temperature min./max.	-10 ... 50 °C
Medium temperature min./max.	-10 ... 50 °C
Medium	Compressed air
Number of valve positions max.	2
Protection class	IP65
Weight	0.564 kg

## Technical data

Part No.	Type
G503AMS22MA002	Single base plate principle
G503AMM22MA002	Double base plate principle

Part No.	Scope of delivery
G503AMS22MA002	Connection plate, sealing kit, mounting screws
G503AMM22MA002	Connection plate, sealing kit, mounting screws

Part No.	Compressed air connection Exhaust [3 / 5]	Compressed air connection Pilot connection [12]
G503AMS22MA002	G 1/4	G 1/8
G503AMM22MA002	G 1/4	G 1/8

Part No.	Compressed air connection Pilot control exhaust [R]
G503AMS22MA002	G 1/8
G503AMM22MA002	G 1/8

Delivery includes sealing kit and 1x mounting screw

## Technical information

The min. control pressure must be adhered to, since otherwise faulty switching and valve failure may result!  
 The pressure dew point must be at least 15 °C under ambient and medium temperature and may not exceed 3 °C .  
 The oil content of compressed air must remain constant during the life cycle.  
 Use only the approved oils from AVENTICS. Further information can be found in the "Technical information" document (available in the MediaCentre).

## Technical information

Material	
Housing	Die-cast aluminum
Seal	Acrylonitrile butadiene rubber

Material	
Screws	galvanized steel

# Pilot air supply plate for vertical stacking assembly, series 503



Working pressure min./max.	-0.95 ... 10 bar
Ambient temperature min./max.	-10 ... 50 °C
Medium temperature min./max.	-10 ... 50 °C
Medium	Compressed air
Number of valve positions max.	1
Protection class	IP65
Weight	0.028 kg

## Technical data

Part No.	Scope of delivery
G503AP428300006	Sandwich plate, sealing kit, mounting screws

Part No.	Compressed air connection Pilot connection [12]
G503AP428300006	G 1/4

Delivery includes sealing kit and 1x mounting screw

## Technical information

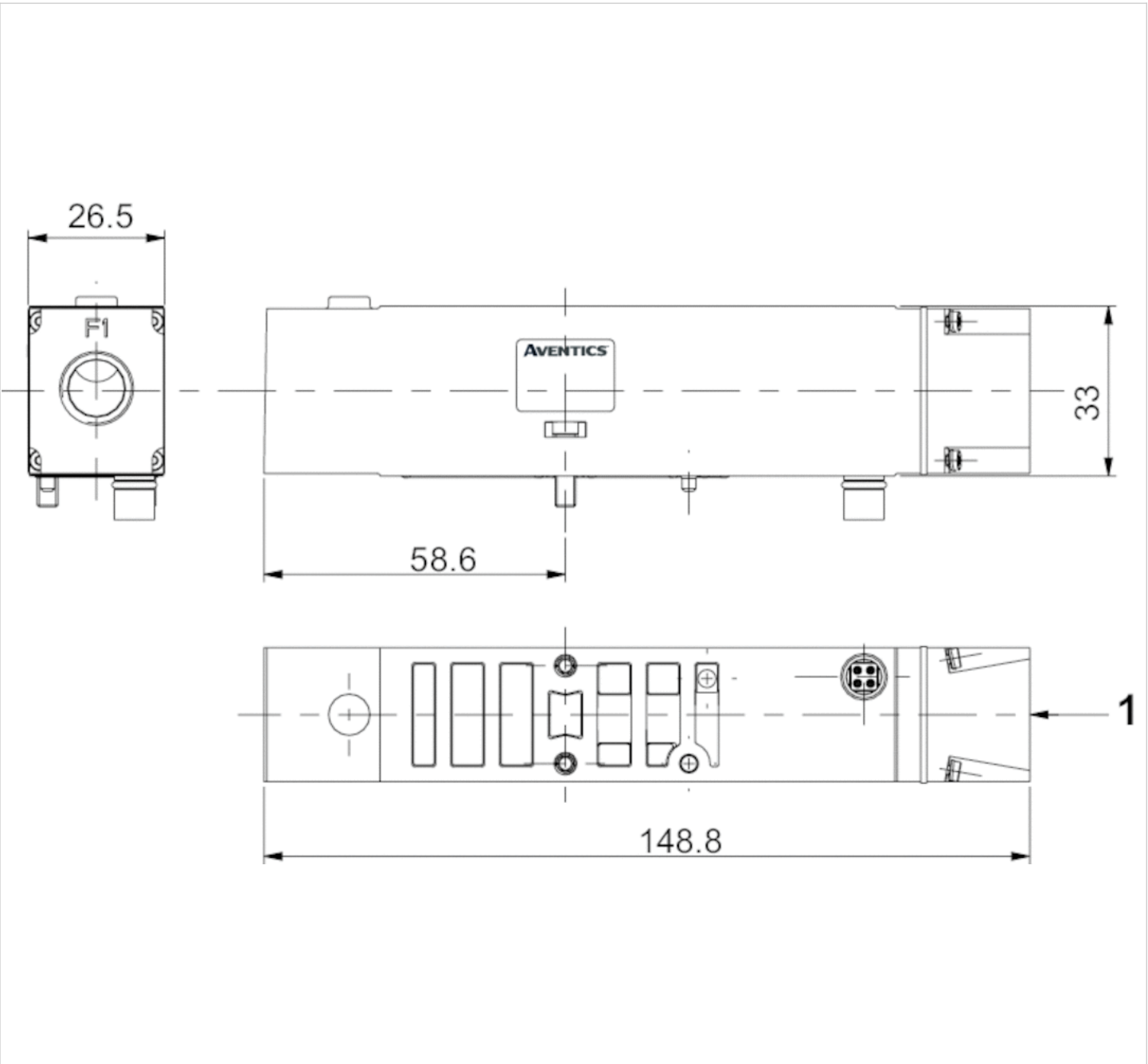
The min. control pressure must be adhered to, since otherwise faulty switching and valve failure may result!  
 The pressure dew point must be at least 15 °C under ambient and medium temperature and may not exceed 3 °C .  
 The oil content of compressed air must remain constant during the life cycle.  
 Use only the approved oils from AVENTICS. Further information can be found in the "Technical information" document (available in the MediaCentre).

## Technical information

Material	
Housing	Die-cast aluminum
Seal	Acrylonitrile butadiene rubber
Screws	Stainless steel



Dimensions



# Pilot air supply plate ISO 15407-2 for vertical stacking assembly, series 503



Working pressure min./max.	-0.95 ... 10 bar
Ambient temperature min./max.	-10 ... 50 °C
Medium temperature min./max.	-10 ... 50 °C
Medium	Compressed air
Protection class	IP65
Weight	0.028 kg

## Technical data

Part No.	Scope of delivery
G503AP428300005	Sandwich plate, sealing kit, mounting screws

Part No.	Compressed air connection Pilot connection [12]
G503AP428300005	G 1/4

Delivery includes sealing kit and 1x mounting screw

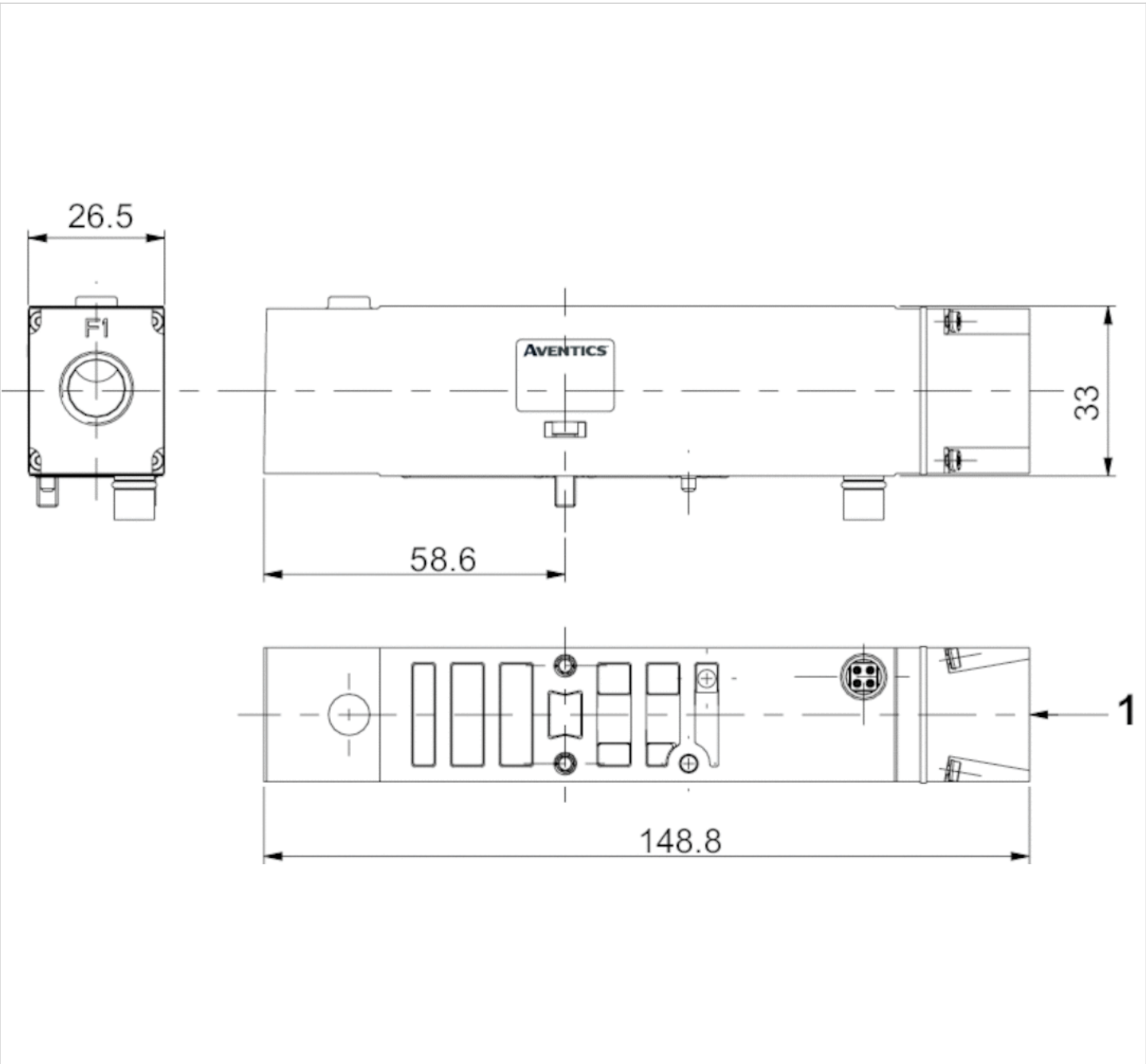
## Technical information

The min. control pressure must be adhered to, since otherwise faulty switching and valve failure may result!  
 The pressure dew point must be at least 15 °C under ambient and medium temperature and may not exceed 3 °C .  
 The oil content of compressed air must remain constant during the life cycle.  
 Use only the approved oils from AVENTICS. Further information can be found in the "Technical information" document (available in the MediaCentre).

## Technical information

Material	
Housing	Die-cast aluminum
Seal	Nitrile rubber
Screws	Stainless steel

Dimensions



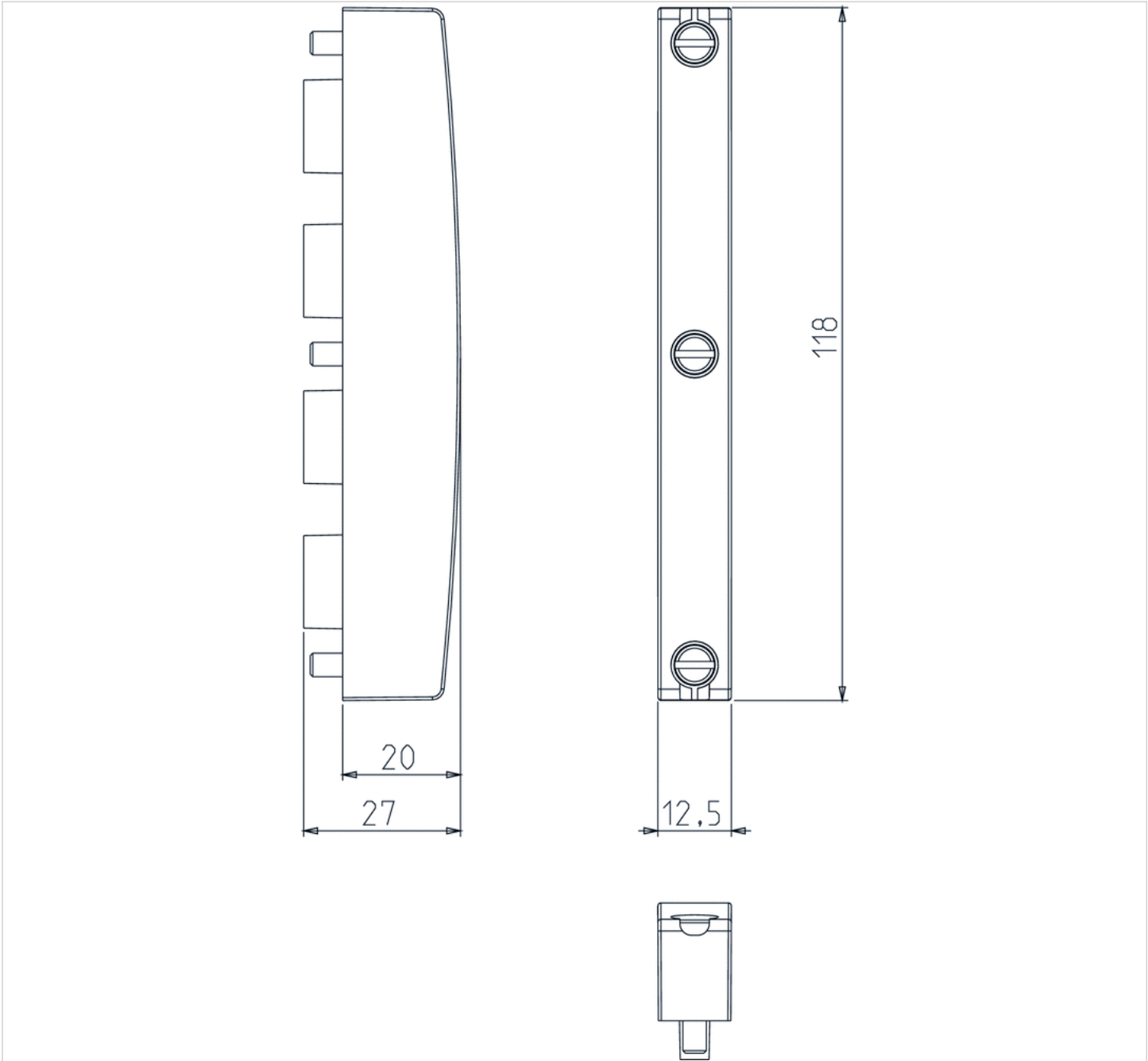
# Spring clamp element



## Technical data

Part No.	
	240-179

Dimensions



# Multipole plug, series CON-MP

- Series 599, Multipole plug D-Sub (25-pin)
- Socket D-Sub 25-pin



Ambient temperature min./max.	-5 ... 50 °C
Wire cross-section	0.34 mm²

## Technical data

Part No.
P599AE428441001

## Technical information

The specified protection class is only valid in assembled and tested state.  
Note for use with VS LP04: The plug can only be used in the LP04 versions with a side electrical connection.

# Multipole plug, series CON-MP

- Series 599, Multipole plug D-Sub (37-pin)
- Socket D-Sub 25-pin



Ambient temperature min./max.

-5 ... 50 °C

Wire cross-section

0.34 mm<sup>2</sup>

## Technical data


Part No.
P599AE428442001

## Technical information

The specified protection class is only valid in assembled and tested state.

Note for use with VS LP04: The plug can only be used in the LP04 versions with a side electrical connection.

# Efficient pneumatic solutions, our program: cylinders and drives, valves and valve systems, air supply management



Visit us: [Emerson.com/Aventics](https://emerson.com/aventics)

Your local contact: [Emerson.com/contactus](https://emerson.com/contactus)



Emerson.com



Facebook.com/EmersonAutomationSolutions



LinkedIn.com/company/Emerson-Automation-Solutions



Twitter.com/EMR\_Automation

An example configuration is depicted on the title page. The delivered product may thus vary from that in the illustration. Subject to change. This Document, as well as the data, specifications and other information set forth in it, are the exclusive property of AVENTICS GmbH. It may not be reproduced or given to third parties without its consent. Only use the AVENTICS products shown in industrial applications. Read the product documentation completely and carefully before using the product. Observe the applicable regulations and laws of the respective country. When integrating the product into applications, note the system manufacturer's specifications for safe use of the product. The data specified only serve to describe the product. No statements concerning a certain condition or suitability for a certain application can be derived from our information. The information given does not release the user from the obligation of own judgement and verification. It must be remembered that the products are subject to a natural process of wear and aging.

The Emerson logo is a trademark and service mark of Emerson Electric Co. Brand logotype are registered trademarks of one of the Emerson family of companies. All other marks are the property of their respective owners. © 2021 Emerson Electric Co. All rights reserved.  
2021-04



## CONSIDER IT SOLVED™